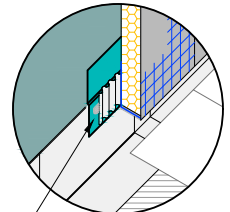


TREMCO DYMONIC 100 OR DRYVIT BACKSTOP® FLASH AND FILL OPTION





TREMCO DYMONIC 100 OR DRYVIT BACKSTOP® FLASH AND FILL (SEE NOTES 4, 5)

- NOTE:**
- 1. EXTEND ROOF STOP FLASHING 1" (25 MM) MINIMUM BEYOND FACE OF THE SYSTEM.
 - 2. ROOF STOP TO BE MADE FROM CORROSION RESISTANT MATERIAL MIN. 24 GAGE WITH WATER TIGHT SEAMS.
 - 3. EXTEND ROOFING UNDERLAYMENT 5" (127 MM) UP VERTICAL WALL BEHIND METAL FLASHING.
 - 4. REFER TO PRODUCT DATA SHEETS FOR SPECIFIC APPLICATION METHODS.
 - 5. THE ONLY WRB TO BE USED WITH BACKSTOP® FLASH AND FILL IS BACKSTOP® NTX™.

The architecture, engineering, and design of the project using the Dryvit and Tremco products are the responsibility of the project's design professional. All products and systems must comply with local building codes and standards. This detail is for general information and guidance only and Dryvit and Tremco specifically disclaims any liability for the use of this detail. The project design professional determines, in its sole discretion, whether this detail or a functionally equivalent detail is best suited for the project. This detail is subject to change without notice. Contact Dryvit and Tremco to ensure you have the most recent version.

Outsulation® Plus MD System®

 Dryvit Technical Support: 800-556-7752	Detail: Termination at Roof Stop Flashing			File Name:		 Construction Products Group
	Drawn by: KAB	Checked by: CB	Scale: NTS	Date: 2/2022	OPMD 22	
www.tremcocpg.com						