StucCoat 3-Coat with Continuous Insulation and Securock ExoAir 430

Three-Coat Portland Cement Plaster Applied to Metal or Wood Framed Walls with Securock ExoAir 430 Board as Manufactured by USG and Continuous Insulation

DS1034

StucCoat 3-Coat with Continuous Insulation and Securock ExoAir 430 Installation Details

Table of Contents

Detail

STUCCOAT 3-COAT WITH CONTINUOUS INSULATION AND SECUROCK EXOAIR 430 SYSTEM CUTAWAY	SCTC-CI-SE430-01
FLANGED WINDOW HEAD	SCTC-CI-SE430-02
FLANGED WINDOW JAMB	SCTC-CI-SE430-03
FLANGED WINDOW SILL	SCTC-CI-SE430-04
STOREFRONT WINDOW SILL	SCTC-CI-SE430-05
STOREFRONT WINDOW JAMB	SCTC-CI-SE430-06
STOREFRONT WINDOW SILL	SCTC-CI-SE430-07
SLOPED WINDOW SILL	SCTC-CI-SE430-08
OUTSIDE CORNER	SCTC-CI-SE430-09
INSIDE CORNER	SCTC-CI-SE430-10
INSIDE CORNER CONTROL JOINT	SCTC-CI-SE430-11
SOFFIT/FASCIA INTERSECTION	SCTC-CI-SE430-12
EXPANSION JOINT INTERSECTION	SCTC-CI-SE430-13
PIPE RAILING ATTACHMENT	SCTC-CI-SE430-14
PENETRATION	SCTC-CI-SE430-15
TERMINATION AT CONCRETE FOUNDATION	SCTC-CI-SE430-16
TERMINATION AT ROOF/WALL INTERSECTION	SCTC-CI-SE430-17
TERMINATION AT ROOF/WALL INTERSECTION -FLAT ROOF	SCTC-CI-SE430-18
TERMINATION AT ROOF/WALL INTERSECTION -SHINGLED ROOF	SCTC-CI-SE430-19
TERMINATION AT PARAPET/WALL INTERSECTION	SCTC-CI-SE430-20
PARAPET FLASHING	SCTC-CI-SE430-21
EPS CORNICE	SCTC-CI-SE430- 22
HORIZONTAL FLASHING AND EXPANSION JOINT	SCTC-CI-SE430-23
HORIZONTAL EXPANSION JOINT	SCTC-CI-SE430-24
TWO PIECE HORIZONTAL EXPANSION JOINT	SCTC-CI-SE430-25
HORIZONTAL TERMINATION AT BRICK WALL	SCTC-CI-SE430-26

NOTE:
TREMCO CPG MAKES NO REPRESENTATION REGARDING CONFORMITY OF ITS SUGGESTIONS TO MODEL BUILDING CODES, ENGINEERING CRITERIA, SPECIFIC APPLICATIONS, OR PROJECT LOCATIONS. ALL COMPONENTS INDICATED IN ILLUSTRATIONS, AS WELL AS OTHERS THAT MAY BE REQUIRED FOR THE INTEGRITY OF THE SYSTEM SHALL BE DESIGNED, DETAILED, AND ENGINEERED BY REPRESENTATIVES OF THE ARCHITECT, OWNER, OR CONTRACTOR TO BE IN CONFORMANCE WITH MODEL CODES, ARCHITECTURAL, AND ENGINEERING REQUIREMENTS PERTAINING TO SPECIFIC BUILDING PROJECTS.

TREMCO CPG MAKES NO WARRANTY, EXPRESSED OR IMPLIED, AS TO THE ARCHITECTURAL DESIGN, ENGINEERING, OR WORKMANSHIP OF PROJECTS UTILIZING TREMCO CPG SYSTEMS OR PRODUCTS.

THE LIABILITIES OF TREMCO CPG SHALL BE AS STATED IN THE STANDARD WARRANTY. CONTACT TREMCO CPG FOR A FULL AND COMPLETE COPY OF THE WARRANTY.

This detail is for general informational purposes, only. The project design professional determines, in its sole discretion, whether this detail or a functionally equivalent detail is best suited for the project with respect to any architecture, engineering, and design requirements, including any local building code requirements. If this document is not reviewed and the product is not approved for use by a licensed design professional, the customer agrees that the detail may contain substantive flaws requiring correction, and hereby releases Tremco CPG Inc. and USG from any and all liability related to the design and installation of the product. This detail is subject to change without notice. Contact Tremco and USG to ensure you have the most recent version.

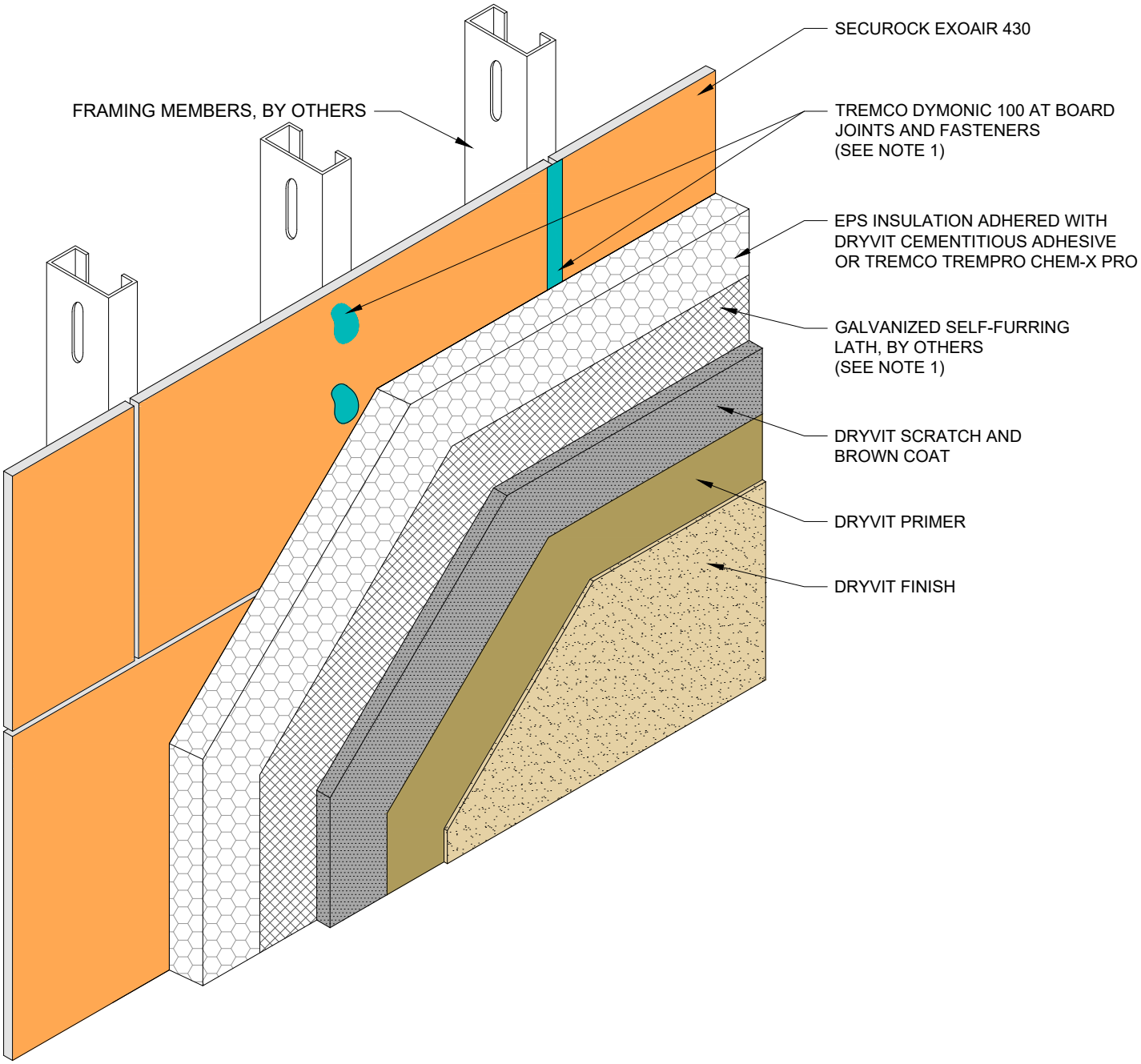

NOTES:
1. APPLY DYMONIC 100 ENSURING MINIMUM OVERLAP OF $\frac{3}{4}$" (19 MM) ONTO EACH PANEL AT 40 MILS.

This detail is for general informational purposes, only. The project design professional determines, in its sole discretion, whether this detail or a functionally equivalent detail is best suited for the project with respect to any architecture, engineering, and design requirements, including any local building code requirements. If this document is not reviewed and the product is not approved for use by a licensed design professional, the customer agrees that the detail may contain substantive flaws requiring correction, and hereby releases Tremco CPG Inc. and USG from any and all liability related to the design and installation of the product. This detail is subject to change without notice. Contact Tremco and USG to ensure you have the most recent version.

StucCoat 3-Coat with Continuous Insulation and Securock ExoAir 430

USG | TREMCO

SECUROCK® EXOAIR® 430

Technical Support: 866-209-2404

Detail: StucCoat 3-Coat with Continuous Insulation and Securock ExoAir 430 System Cutaway			File Name: SCTC-CI-SE430-01
Drawn by: KAB	Checked by: AL	Scale: NTS	
Revision #: 00	Revised by: -	Date: 1/23/2025	

www.tremcocpg.com

TREMCO Construction Products Group

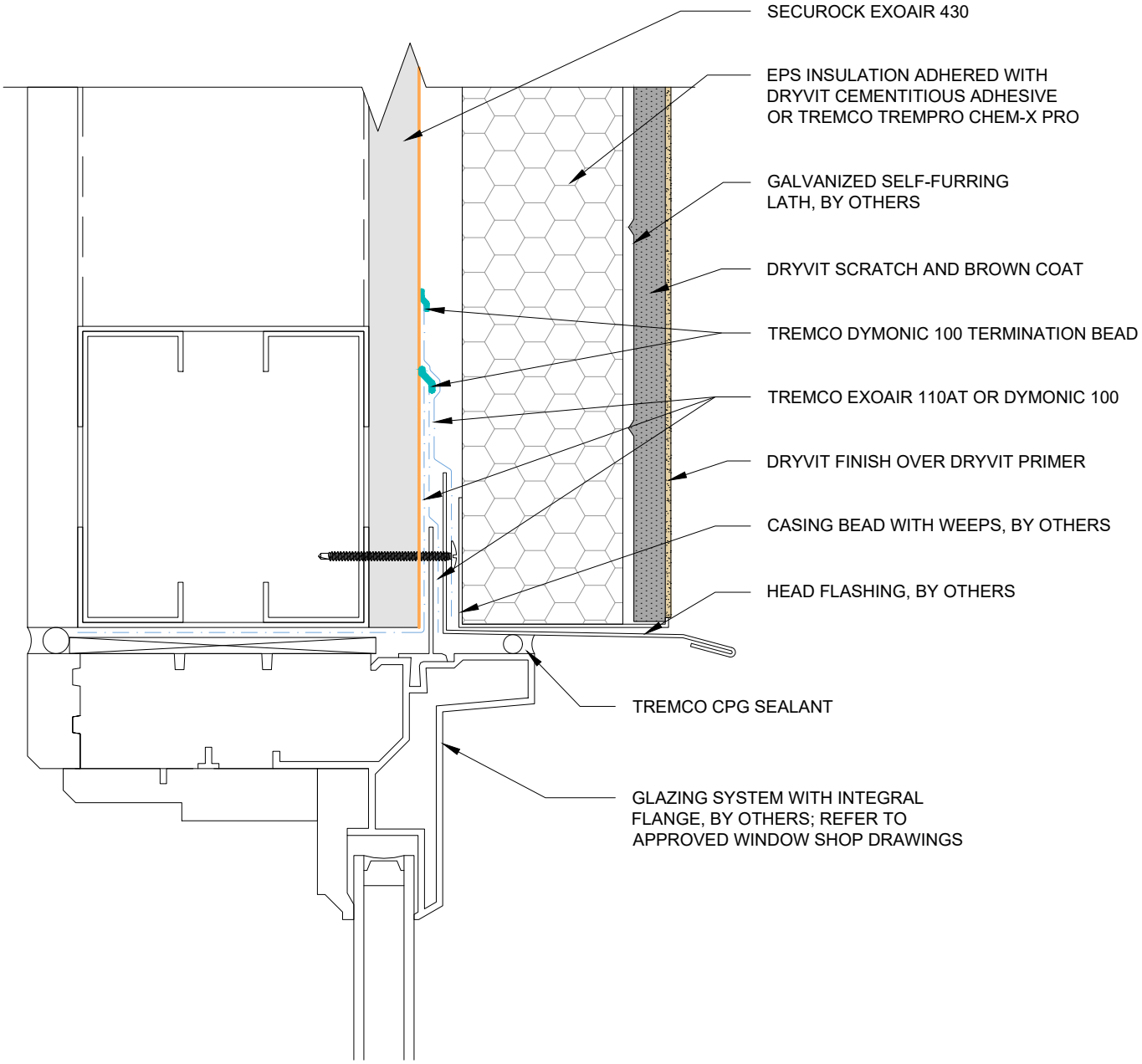

This detail is for general informational purposes, only. The project design professional determines, in its sole discretion, whether this detail or a functionally equivalent detail is best suited for the project with respect to any architecture, engineering, and design requirements, including any local building code requirements. If this document is not reviewed and the product is not approved for use by a licensed design professional, the customer agrees that the detail may contain substantive flaws requiring correction, and hereby releases Tremco CPG Inc. and USG from any and all liability related to the design and installation of the product. This detail is subject to change without notice. Contact Tremco and USG to ensure you have the most recent version.

StucCoat 3-Coat with Continuous Insulation and Securock ExoAir 430

USG | TREMCO

SECUROCK® EXOAIR® 430

Technical Support: 866-209-2404

Detail: Flanged Window Head			File Name:
Drawn by: KAB	Checked by: AL	Scale: 6" = 1'-0"	SCTC-CI-SE430-02
Revision #: 00	Revised by: -	Date: 1/23/2025	

www.tremcocpg.com

TREMCO Construction Products Group

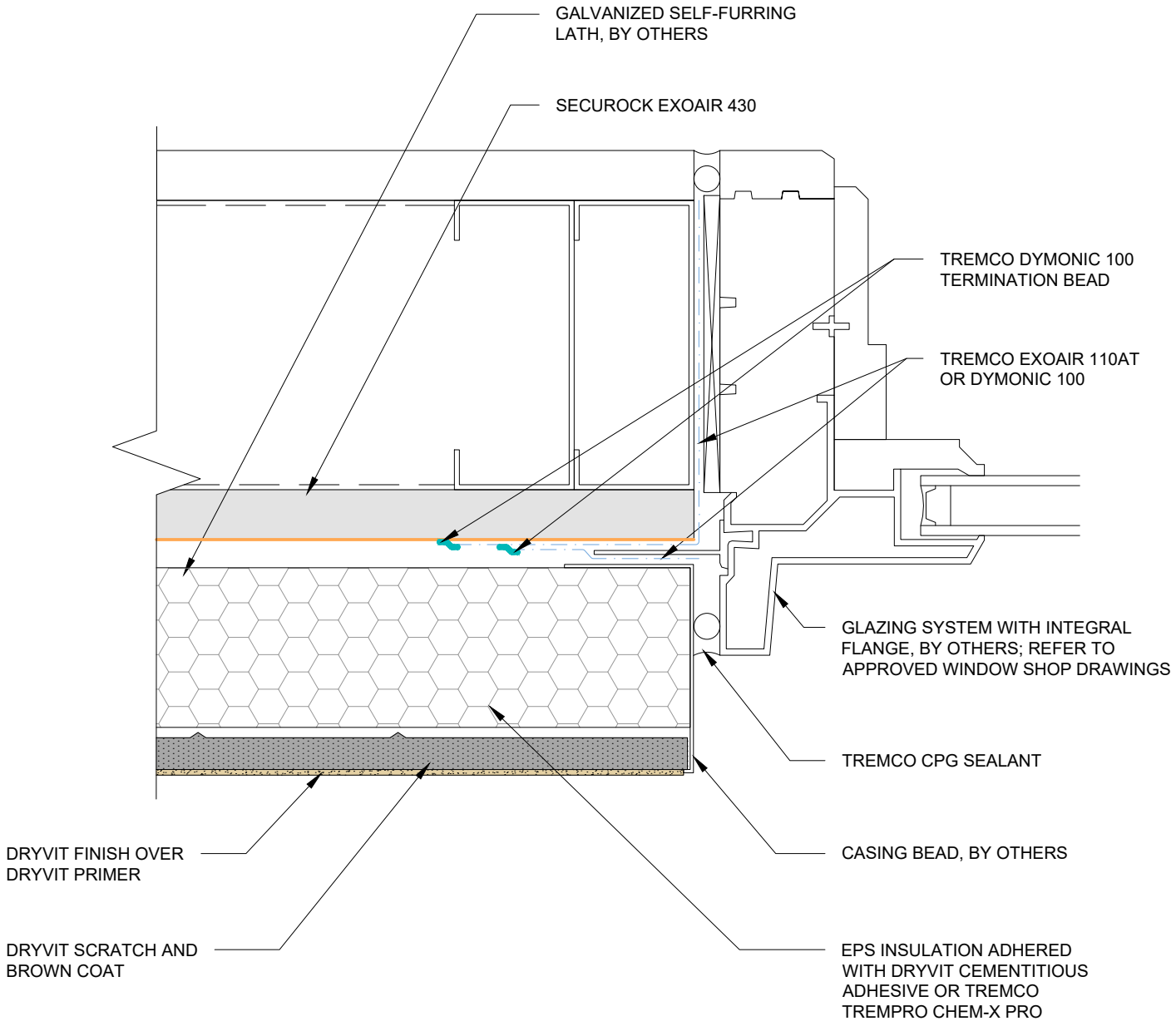

This detail is for general informational purposes, only. The project design professional determines, in its sole discretion, whether this detail or a functionally equivalent detail is best suited for the project with respect to any architecture, engineering, and design requirements, including any local building code requirements. If this document is not reviewed and the product is not approved for use by a licensed design professional, the customer agrees that the detail may contain substantive flaws requiring correction, and hereby releases Tremco CPG Inc. and USG from any and all liability related to the design and installation of the product. This detail is subject to change without notice. Contact Tremco and USG to ensure you have the most recent version.

StucCoat 3-Coat with Continuous Insulation and Securock ExoAir 430

USG / TREMCO SECUROCK® EXOAIR® 430 Technical Support: 866-209-2404	Detail: Flanged Window Jamb			File Name:
	Drawn by: KAB	Checked by: AL	Scale: 6" = 1'-0"	SCTC-CI-SE430-03
	Revision #: 00	Revised by: -	Date: 1/23/2025	
	www.tremcocpg.com			TREMCO Construction Products Group

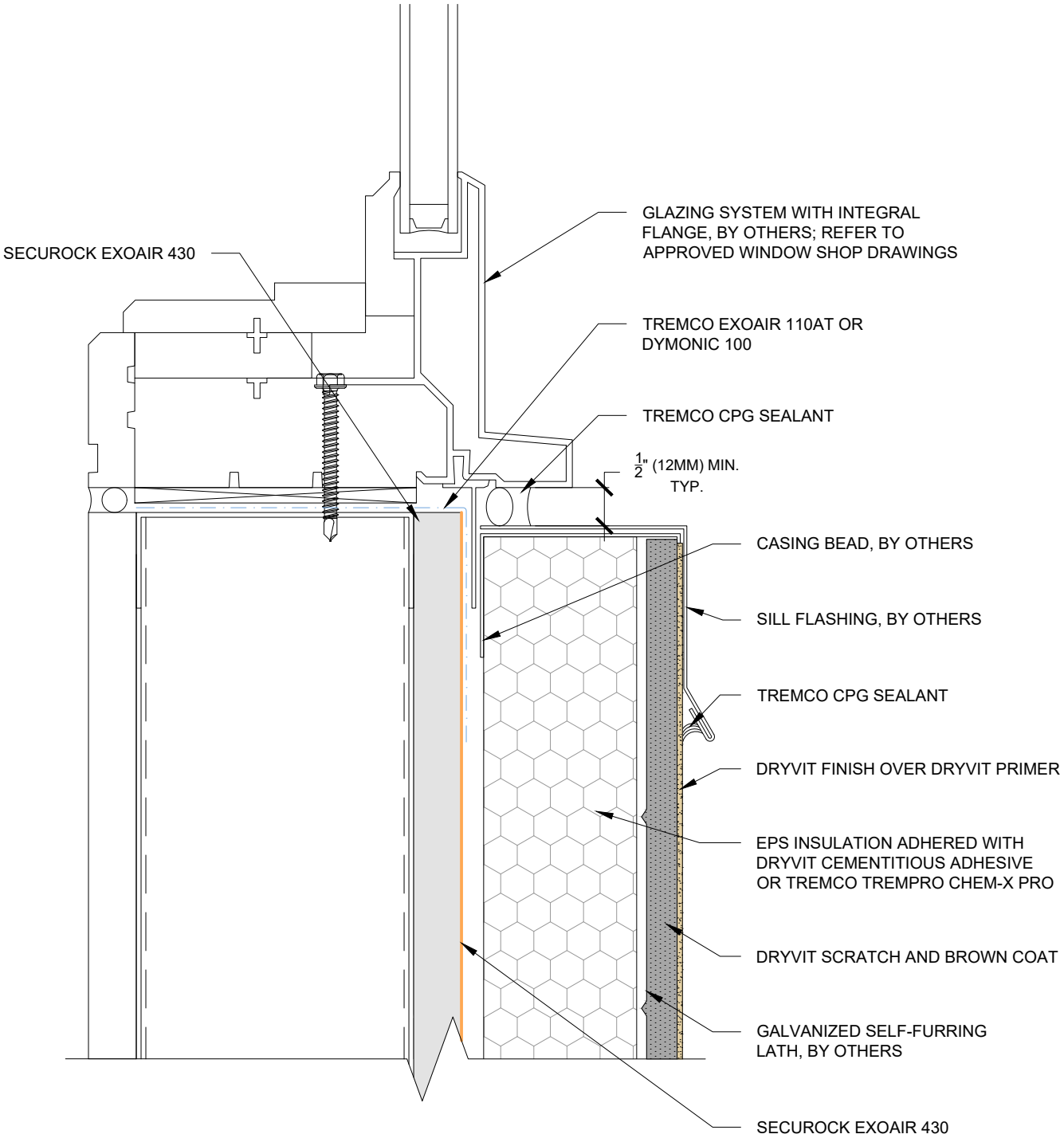

This detail is for general informational purposes, only. The project design professional determines, in its sole discretion, whether this detail or a functionally equivalent detail is best suited for the project with respect to any architecture, engineering, and design requirements, including any local building code requirements. If this document is not reviewed and the product is not approved for use by a licensed design professional, the customer agrees that the detail may contain substantive flaws requiring correction, and hereby releases Tremco CPG Inc. and USG from any and all liability related to the design and installation of the product. This detail is subject to change without notice. Contact Tremco and USG to ensure you have the most recent version.

StucCoat 3-Coat with Continuous Insulation and Securock ExoAir 430

USG / TREMCO SECUROCK® EXOAIR® 430 Technical Support: 866-209-2404	Detail: Flanged Window Sill			File Name:
	Drawn by: KAB	Checked by: AL	Scale: 6" = 1'-0"	SCTC-CI-SE430-04
	Revision #: 00	Revised by: -	Date: 1/23/2025	
	www.tremcocpg.com			TREMCO Construction Products Group

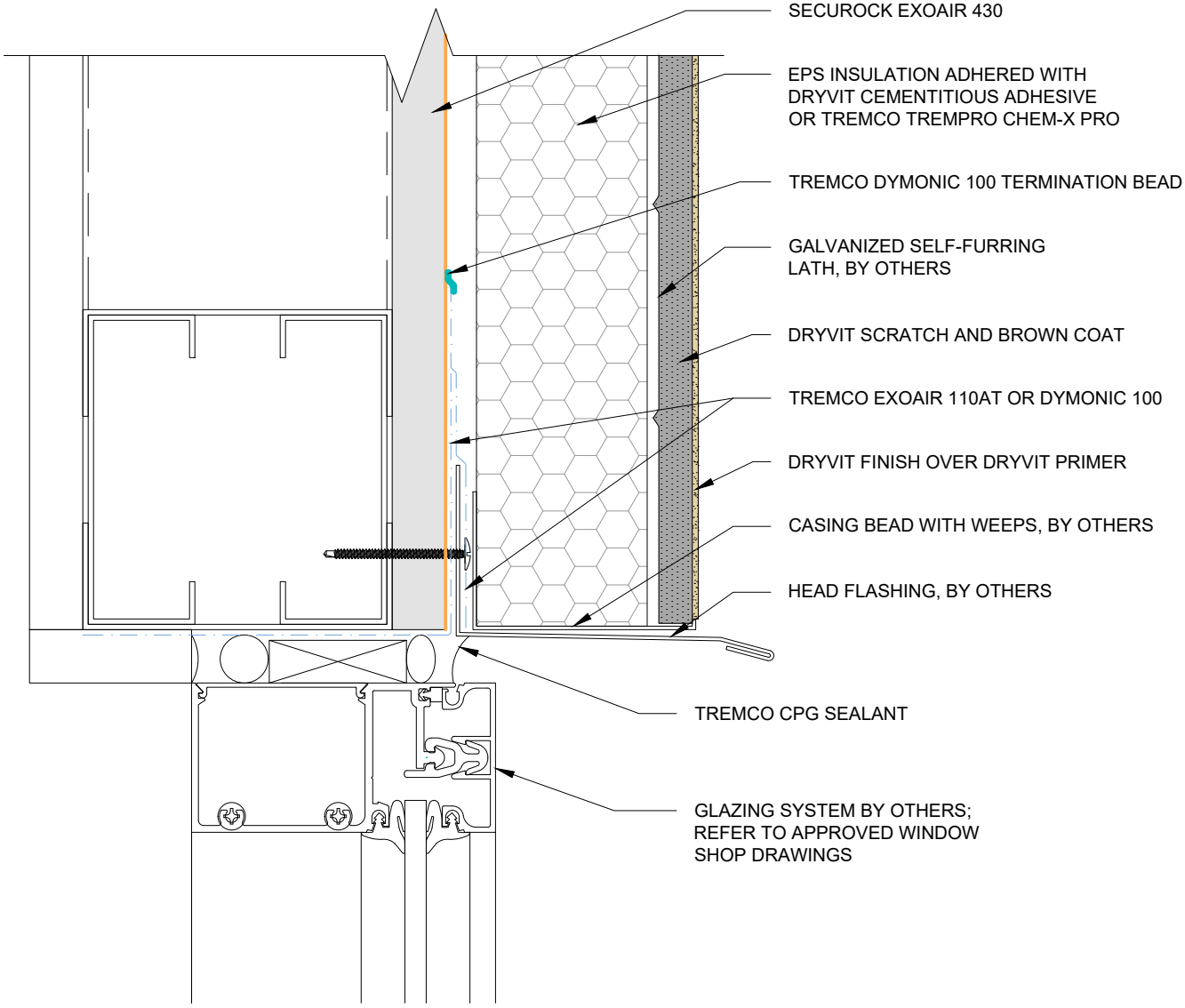

This detail is for general informational purposes, only. The project design professional determines, in its sole discretion, whether this detail or a functionally equivalent detail is best suited for the project with respect to any architecture, engineering, and design requirements, including any local building code requirements. If this document is not reviewed and the product is not approved for use by a licensed design professional, the customer agrees that the detail may contain substantive flaws requiring correction, and hereby releases Tremco CPG Inc. and USG from any and all liability related to the design and installation of the product. This detail is subject to change without notice. Contact Tremco and USG to ensure you have the most recent version.

StucCoat 3-Coat with Continuous Insulation and Securock ExoAir 430

USG | TREMCO

SECUROCK® EXOAIR® 430

Technical Support: 866-209-2404

Detail: Storefront Window Sill			File Name:
Drawn by: KAB	Checked by: AL	Scale: 6" = 1'-0"	SCTC-CI-SE430-05
Revision #: 00	Revised by: -	Date: 1/23/2025	

www.tremcocpg.com

TREMCO Construction Products Group

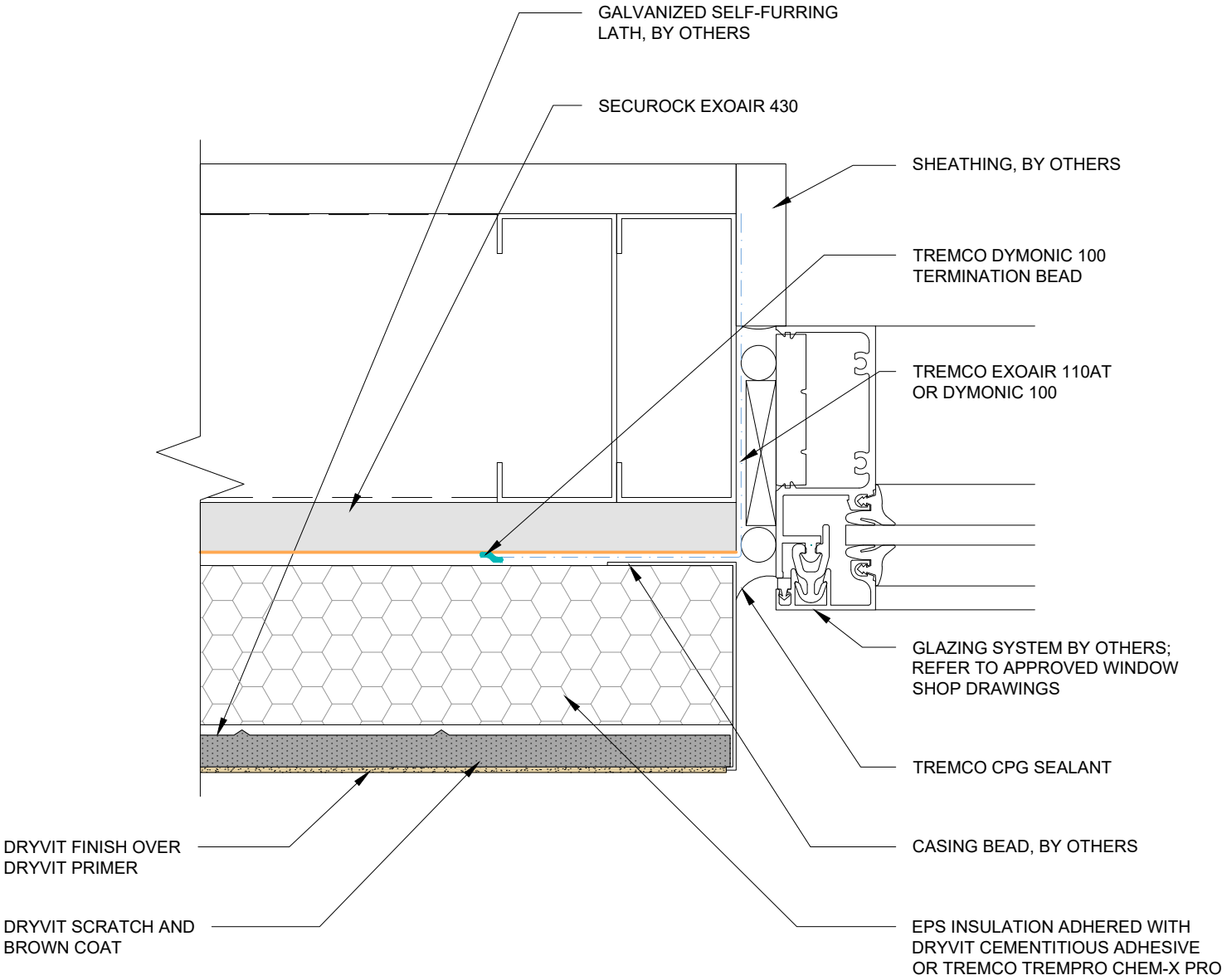

This detail is for general informational purposes, only. The project design professional determines, in its sole discretion, whether this detail or a functionally equivalent detail is best suited for the project with respect to any architecture, engineering, and design requirements, including any local building code requirements. If this document is not reviewed and the product is not approved for use by a licensed design professional, the customer agrees that the detail may contain substantive flaws requiring correction, and hereby releases Tremco CPG Inc. and USG from any and all liability related to the design and installation of the product. This detail is subject to change without notice. Contact Tremco and USG to ensure you have the most recent version.

StucCoat 3-Coat with Continuous Insulation and Securock ExoAir 430

USG TREMCO SECUROCK® EXOAIR® 430	Detail: Storefront Window Jamb			File Name:
	Drawn by: KAB	Checked by: AL	Scale: 6" = 1'-0"	SCTC-CI-SE430-06
	Revision #: 00	Revised by: -	Date: 1/23/2025	

Technical Support: 866-209-2404

www.tremcocpg.com

TREMCO Construction Products Group

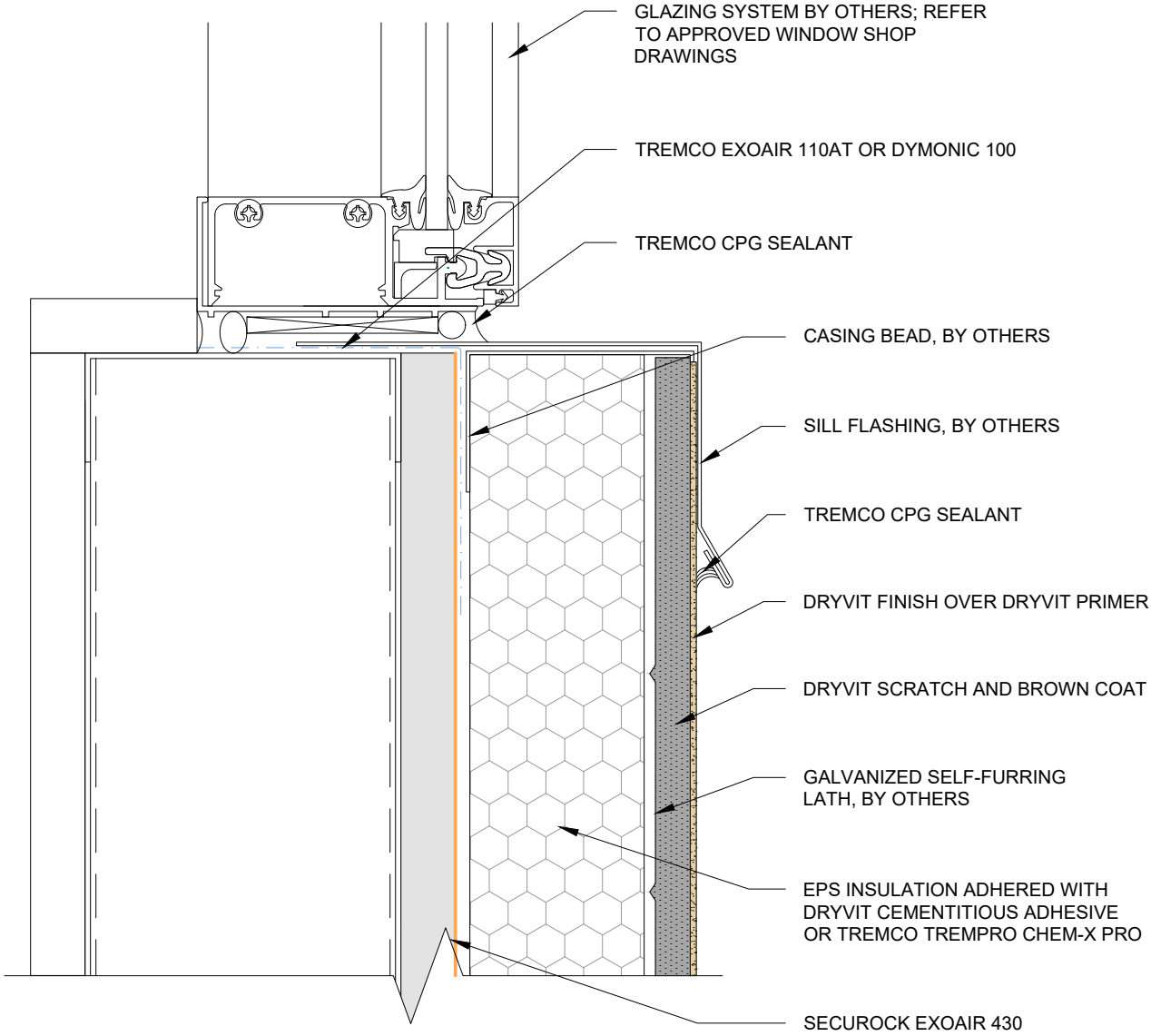

This detail is for general informational purposes, only. The project design professional determines, in its sole discretion, whether this detail or a functionally equivalent detail is best suited for the project with respect to any architecture, engineering, and design requirements, including any local building code requirements. If this document is not reviewed and the product is not approved for use by a licensed design professional, the customer agrees that the detail may contain substantive flaws requiring correction, and hereby releases Tremco CPG Inc. and USG from any and all liability related to the design and installation of the product. This detail is subject to change without notice. Contact Tremco and USG to ensure you have the most recent version.

StucCoat 3-Coat with Continuous Insulation and Securock ExoAir 430

USG | TREMCO

SECUROCK® EXOAIR® 430

Technical Support: 866-209-2404

Detail: Storefront Window Sill			File Name:
Drawn by: KAB	Checked by: AL	Scale: 6" = 1'-0"	SCTC-CI-SE430-07
Revision #: 00	Revised by: -	Date: 1/23/2025	

www.tremcocpg.com

TREMCO Construction Products Group

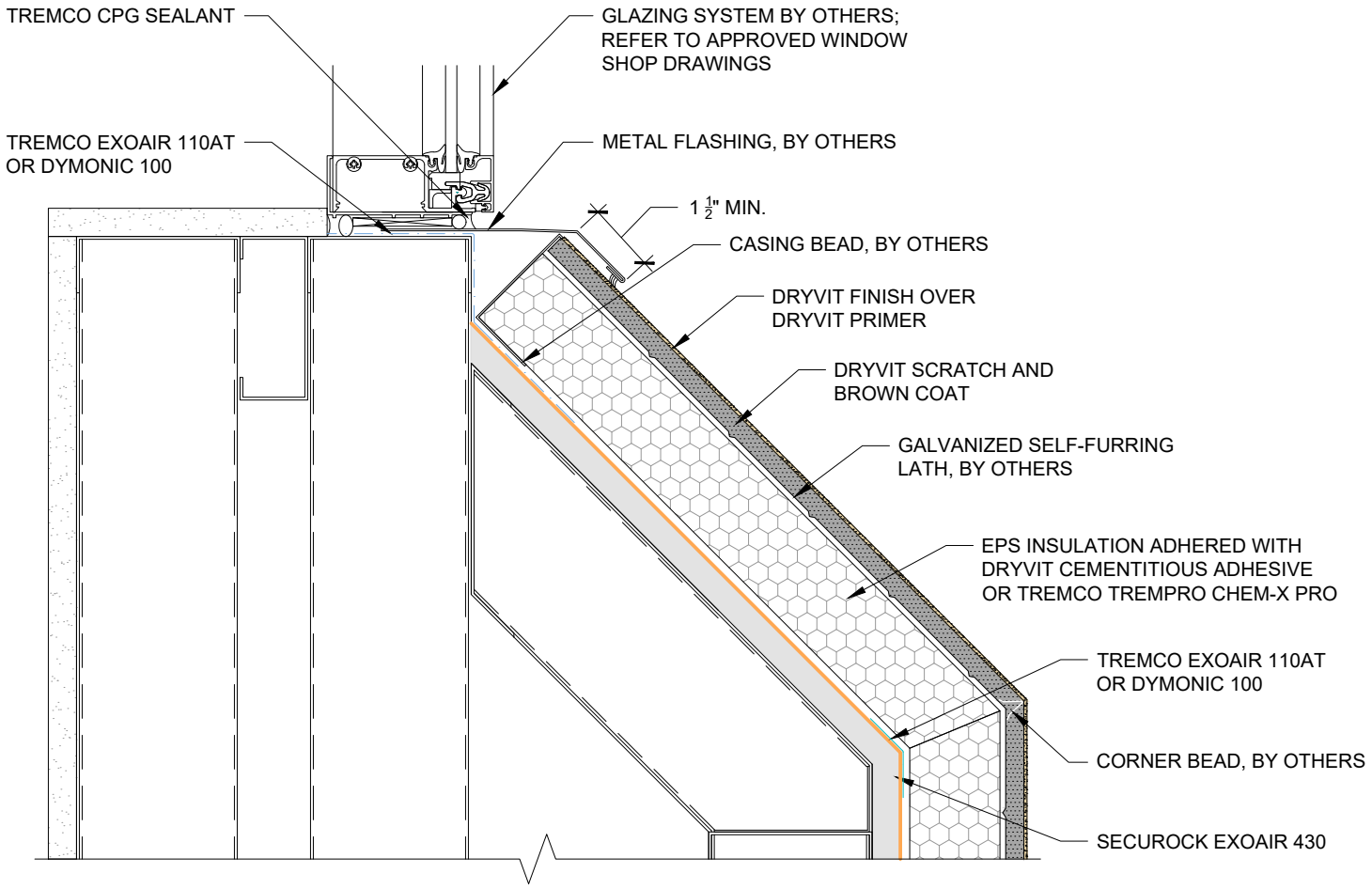

This detail is for general informational purposes, only. The project design professional determines, in its sole discretion, whether this detail or a functionally equivalent detail is best suited for the project with respect to any architecture, engineering, and design requirements, including any local building code requirements. If this document is not reviewed and the product is not approved for use by a licensed design professional, the customer agrees that the detail may contain substantive flaws requiring correction, and hereby releases Tremco CPG Inc. and USG from any and all liability related to the design and installation of the product. This detail is subject to change without notice. Contact Tremco and USG to ensure you have the most recent version.

StucCoat 3-Coat with Continuous Insulation and Securock ExoAir 430

USG / TREMCO SECUROCK® EXOAIR® 430 Technical Support: 866-209-2404	Detail: Sloped Window Sill			File Name:
	Drawn by: KAB	Checked by: AL	Scale: 3" = 1'-0"	SCTC-CI-SE430-08
	Revision #: 00	Revised by: -	Date: 1/23/2025	
	www.tremcocpg.com			TREMCO Construction Products Group

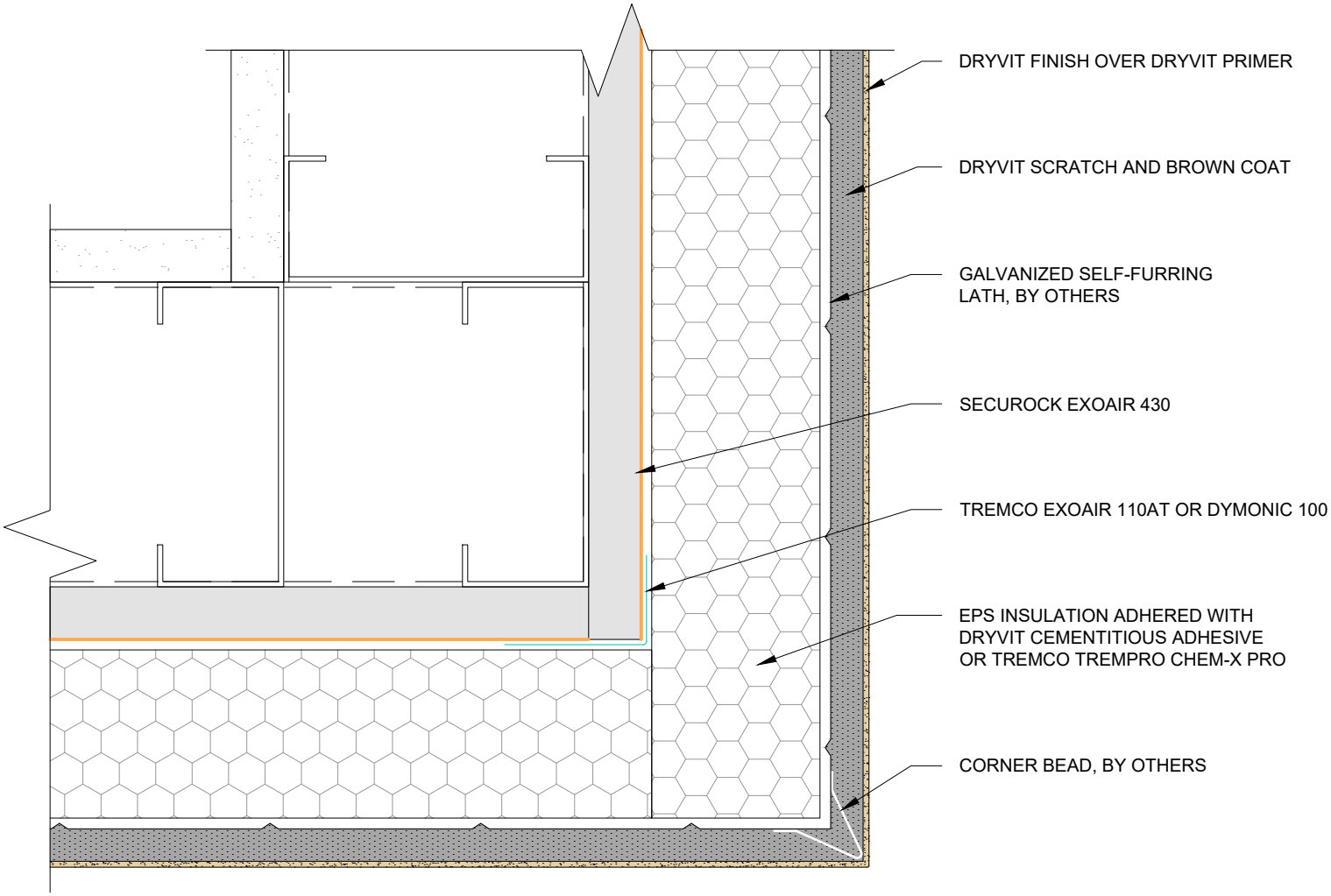

This detail is for general informational purposes, only. The project design professional determines, in its sole discretion, whether this detail or a functionally equivalent detail is best suited for the project with respect to any architecture, engineering, and design requirements, including any local building code requirements. If this document is not reviewed and the product is not approved for use by a licensed design professional, the customer agrees that the detail may contain substantive flaws requiring correction, and hereby releases Tremco CPG Inc. and USG from any and all liability related to the design and installation of the product. This detail is subject to change without notice. Contact Tremco and USG to ensure you have the most recent version.

StucCoat 3-Coat with Continuous Insulation and Securock ExoAir 430

USG | TREMCO

SECUROCK® EXOAIR® 430

Technical Support: 866-209-2404

Detail: Outside Corner			File Name:
Drawn by: KAB	Checked by: AL	Scale: 6" = 1'-0"	SCTC-CI-SE430-09
Revision #: 00	Revised by: -	Date: 1/23/2025	

www.tremcocpg.com

TREMCO Construction Products Group

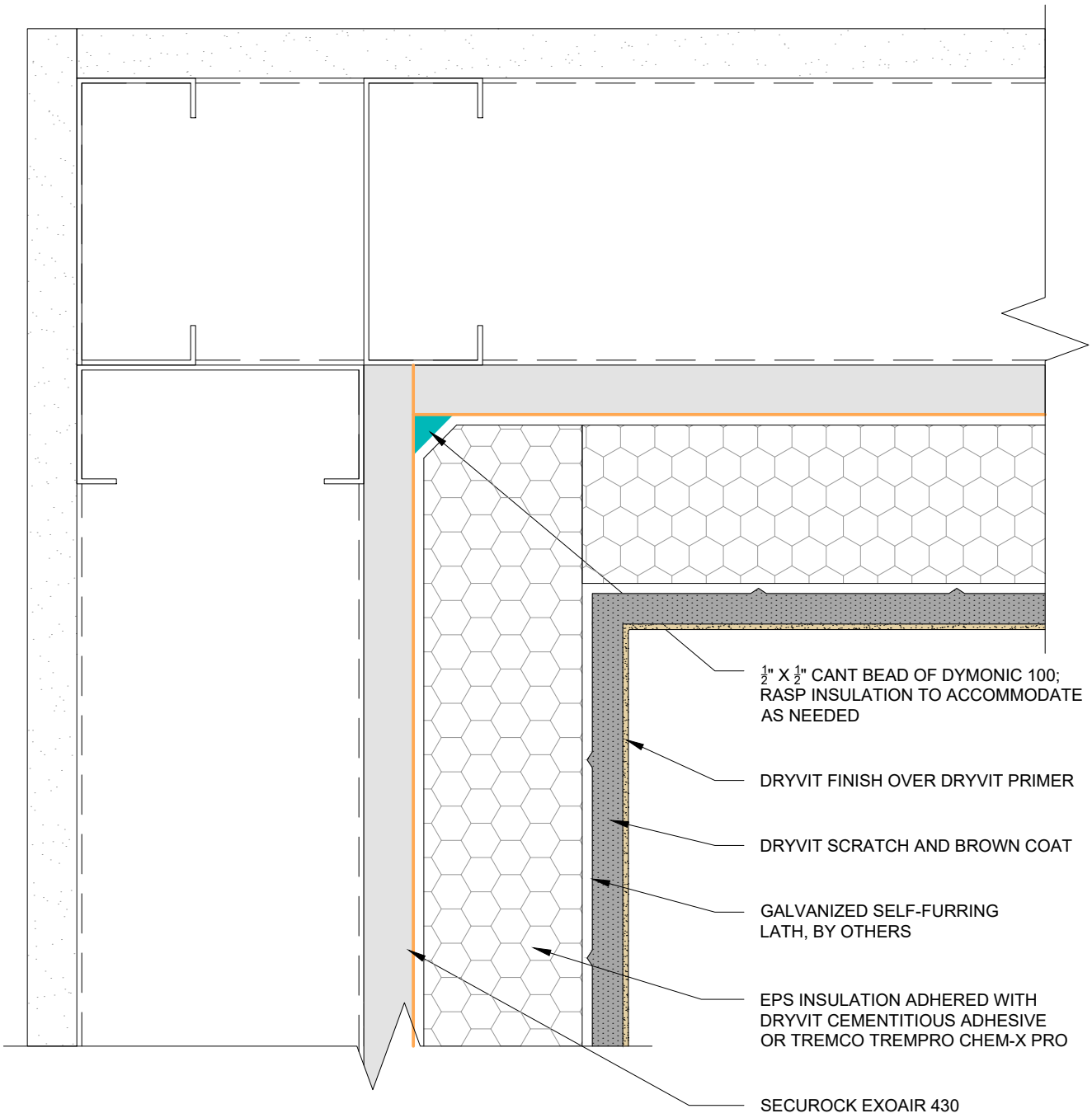

This detail is for general informational purposes, only. The project design professional determines, in its sole discretion, whether this detail or a functionally equivalent detail is best suited for the project with respect to any architecture, engineering, and design requirements, including any local building code requirements. If this document is not reviewed and the product is not approved for use by a licensed design professional, the customer agrees that the detail may contain substantive flaws requiring correction, and hereby releases Tremco CPG Inc. and USG from any and all liability related to the design and installation of the product. This detail is subject to change without notice. Contact Tremco and USG to ensure you have the most recent version.

StucCoat 3-Coat with Continuous Insulation and Securock ExoAir 430

USG | TREMCO

SECUROCK® EXOAIR® 430

Technical Support: 866-209-2404

Detail: Inside Corner			File Name:
Drawn by: KAB	Checked by: AL	Scale: 6" = 1'-0"	SCTC-CI-SE430-10
Revision #: 00	Revised by: -	Date: 1/23/2025	

www.tremcocpg.com

TREMCO Construction Products Group

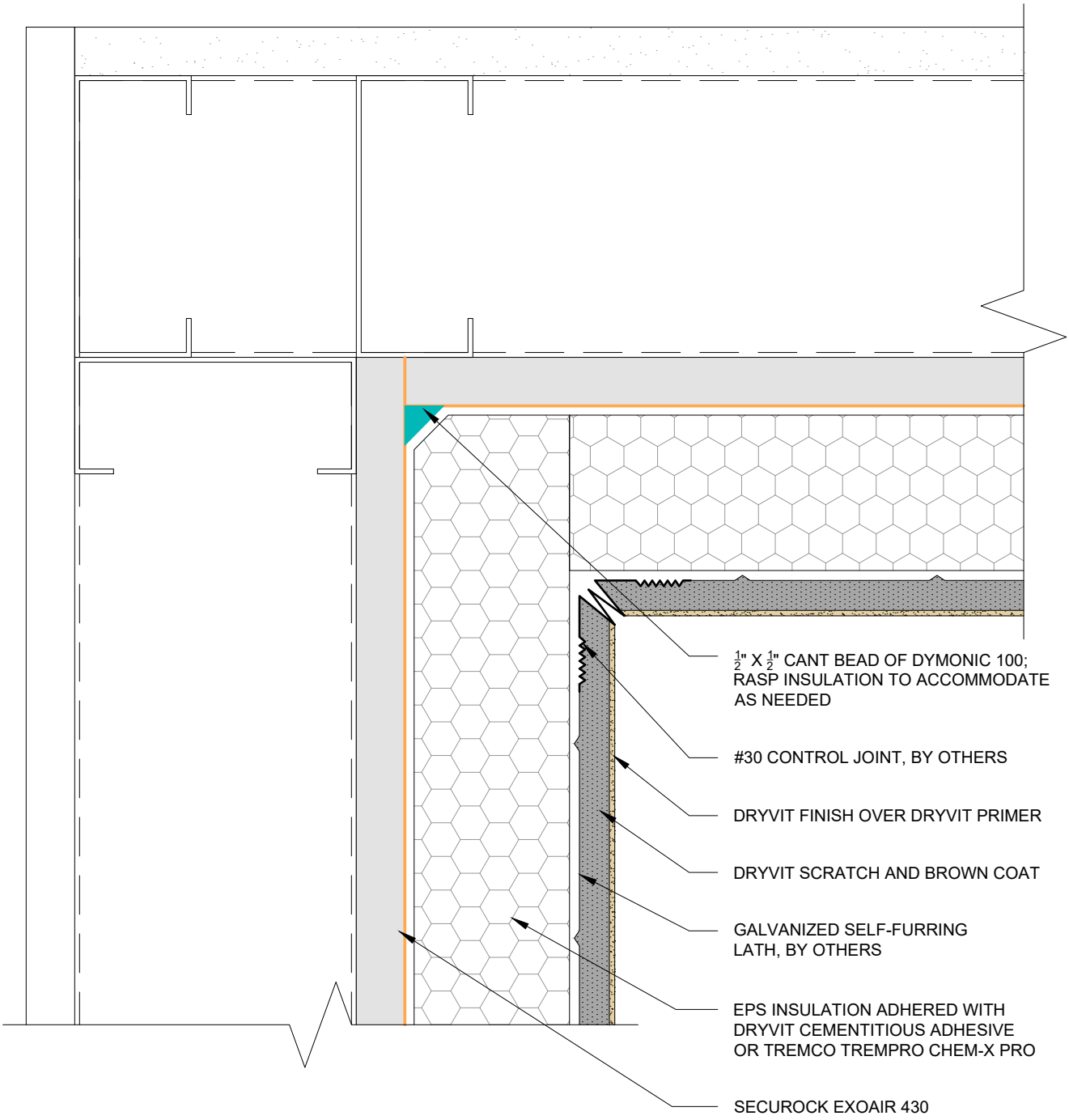

This detail is for general informational purposes, only. The project design professional determines, in its sole discretion, whether this detail or a functionally equivalent detail is best suited for the project with respect to any architecture, engineering, and design requirements, including any local building code requirements. If this document is not reviewed and the product is not approved for use by a licensed design professional, the customer agrees that the detail may contain substantive flaws requiring correction, and hereby releases Tremco CPG Inc. and USG from any and all liability related to the design and installation of the product. This detail is subject to change without notice. Contact Tremco and USG to ensure you have the most recent version.

StucCoat 3-Coat with Continuous Insulation and Securock ExoAir 430

USG | TREMCO

SECUROCK® EXOAIR® 430

Technical Support: 866-209-2404

Detail: Inside Corner Control Joint			File Name:
Drawn by: KAB	Checked by: AL	Scale: 6" = 1'-0"	SCTC-CI-SE430-11
Revision #: 00	Revised by: -	Date: 1/23/2025	

www.tremcocpg.com

TREMCO Construction Products Group

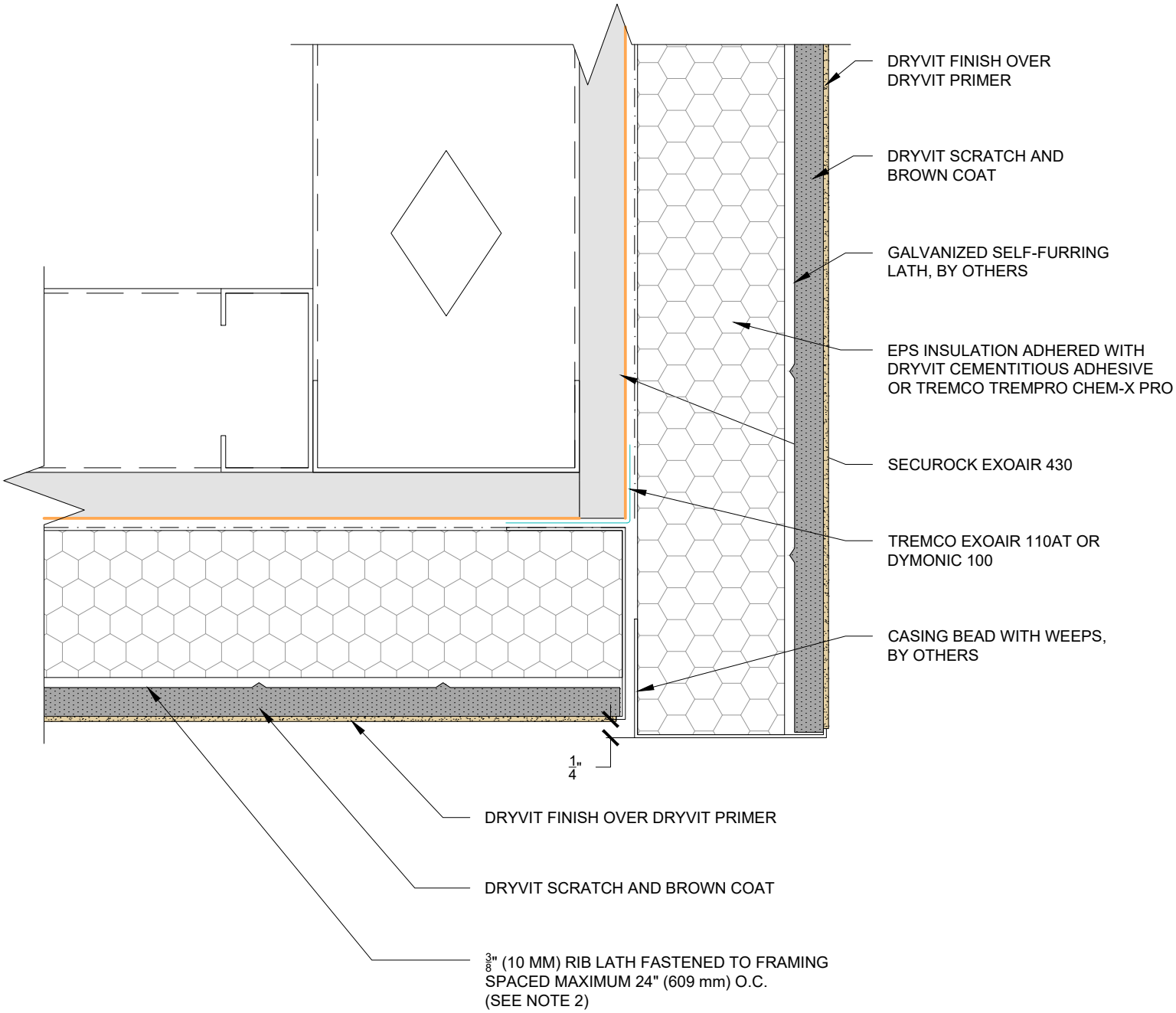

NOTES:

1. FRAMING JOIST SPACED AT 24" (609 MM) REQUIRES 3/8" (10 MM) RIB LATH PERPENDICULAR TO JOISTS.

This detail is for general informational purposes, only. The project design professional determines, in its sole discretion, whether this detail or a functionally equivalent detail is best suited for the project with respect to any architecture, engineering, and design requirements, including any local building code requirements. If this document is not reviewed and the product is not approved for use by a licensed design professional, the customer agrees that the detail may contain substantive flaws requiring correction, and hereby releases Tremco CPG Inc. and USG from any and all liability related to the design and installation of the product. This detail is subject to change without notice. Contact Tremco and USG to ensure you have the most recent version.

StucCoat 3-Coat with Continuous Insulation and Securock ExoAir 430

USG / TREMCO SECUROCK® EXOAIR® 430 Technical Support: 866-209-2404	Detail: Soffit/Fascia Intersection			File Name:
	Drawn by: KAB	Checked by: AL	Scale: 6" = 1'-0"	SCTC-CI-SE430-12
	Revision #: 00	Revised by: -	Date: 1/23/2025	
	www.tremcocpg.com			TREMCO Construction Products Group

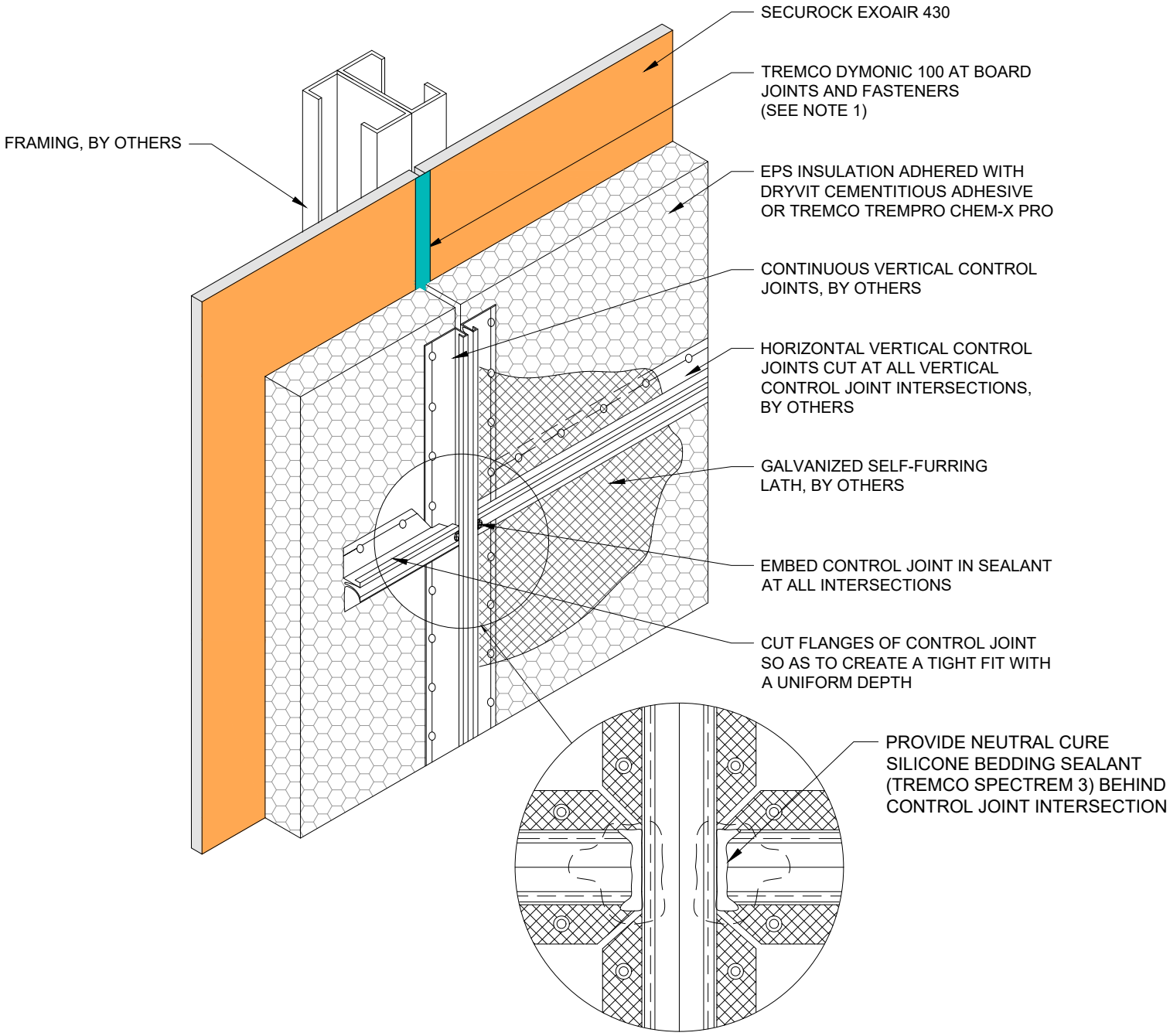

NOTES:
1. LATH TO LAP OVER CONTROL JOINT FLANGES.
2. FRAMING BACKING IS REQUIRED AT ALL CONTROL JOINTS.

This detail is for general informational purposes, only. The project design professional determines, in its sole discretion, whether this detail or a functionally equivalent detail is best suited for the project with respect to any architecture, engineering, and design requirements, including any local building code requirements. If this document is not reviewed and the product is not approved for use by a licensed design professional, the customer agrees that the detail may contain substantive flaws requiring correction, and hereby releases Tremco CPG Inc. and USG from any and all liability related to the design and installation of the product. This detail is subject to change without notice. Contact Tremco and USG to ensure you have the most recent version.

StucCoat 3-Coat with Continuous Insulation and Securock ExoAir 430

USG / TREMCO SECUROCK® EXOAIR® 430 Technical Support: 866-209-2404	Detail: Expansion Joint Intersection			File Name:
	Drawn by: KAB	Checked by: AL	Scale: 6" = 1'-0"	SCTC-CI-SE430-13
	Revision #: 00	Revised by: -	Date: 1/23/2025	
	www.tremcocpg.com			TREMCO Construction Products Group

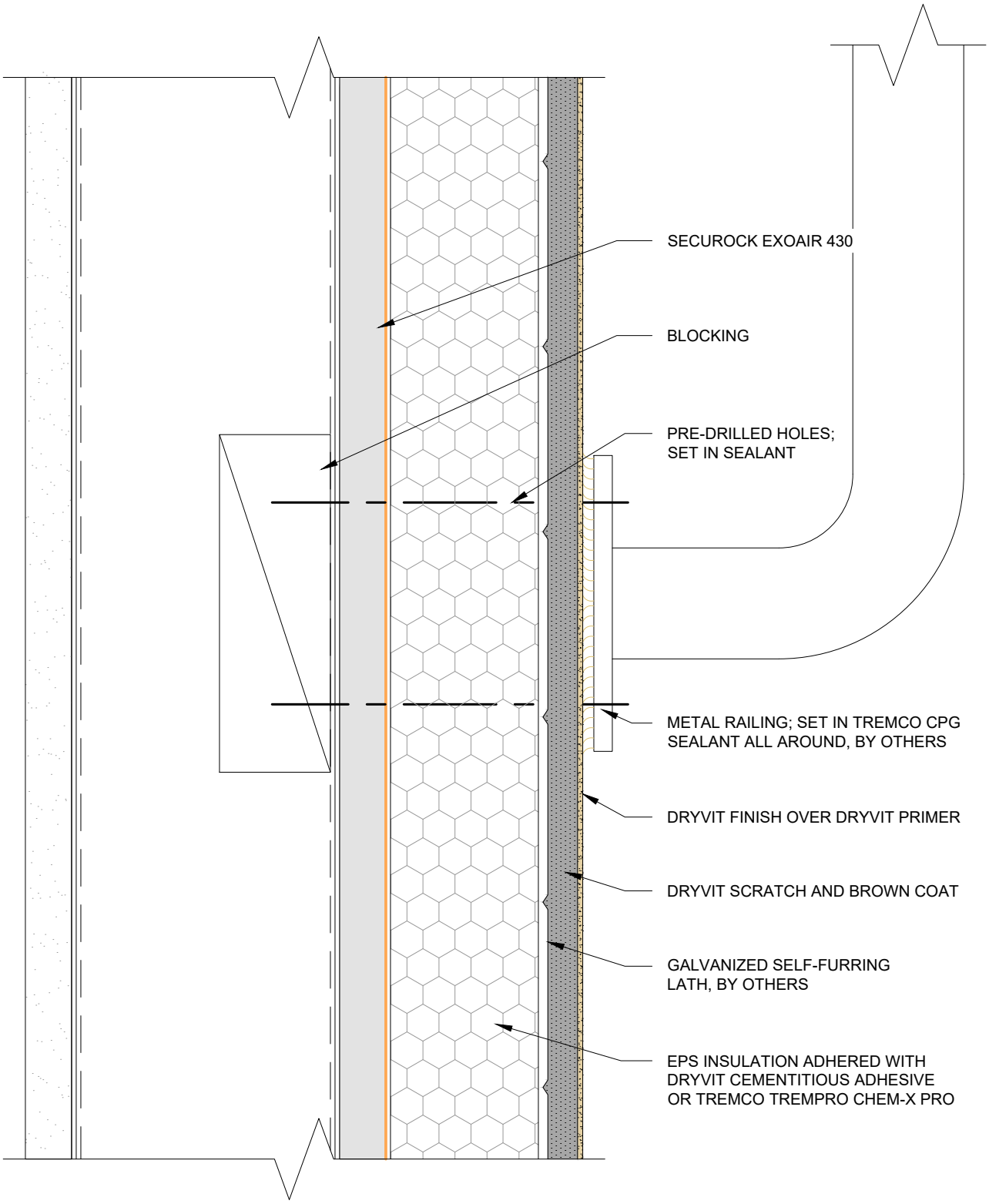

This detail is for general informational purposes, only. The project design professional determines, in its sole discretion, whether this detail or a functionally equivalent detail is best suited for the project with respect to any architecture, engineering, and design requirements, including any local building code requirements. If this document is not reviewed and the product is not approved for use by a licensed design professional, the customer agrees that the detail may contain substantive flaws requiring correction, and hereby releases Tremco CPG Inc. and USG from any and all liability related to the design and installation of the product. This detail is subject to change without notice. Contact Tremco and USG to ensure you have the most recent version.

StucCoat 3-Coat with Continuous Insulation and Securock ExoAir 430

USG / TREMCO SECUROCK® EXOAIR® 430 Technical Support: 866-209-2404	Detail: Pipe Railing Attachment			File Name:
	Drawn by: KAB	Checked by: AL	Scale: NTS	SCTC-CI-SE430-14
	Revision #: 00	Revised by: -	Date: 1/23/2025	
	www.tremcocpg.com			TREMCO Construction Products Group

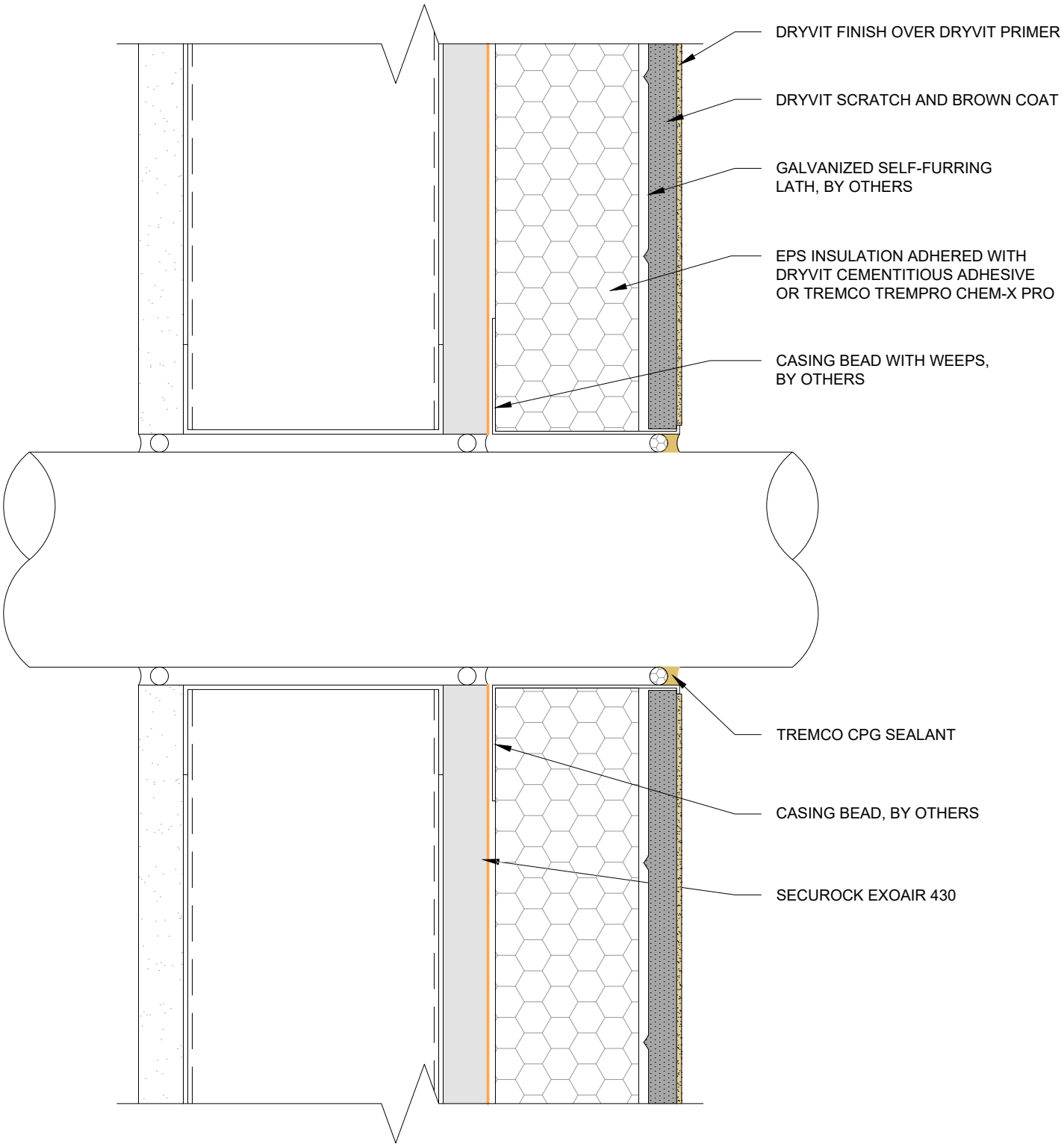

This detail is for general informational purposes, only. The project design professional determines, in its sole discretion, whether this detail or a functionally equivalent detail is best suited for the project with respect to any architecture, engineering, and design requirements, including any local building code requirements. If this document is not reviewed and the product is not approved for use by a licensed design professional, the customer agrees that the detail may contain substantive flaws requiring correction, and hereby releases Tremco CPG Inc. and USG from any and all liability related to the design and installation of the product. This detail is subject to change without notice. Contact Tremco and USG to ensure you have the most recent version.

StucCoat 3-Coat with Continuous Insulation and Securock ExoAir 430

USG | TREMCO

SECUROCK® EXOAIR® 430

Technical Support: 866-209-2404

Detail: Penetration			File Name:
Drawn by: KAB	Checked by: AL	Scale: 6" = 1'-0"	SCTC-CI-SE430-15
Revision #: 00	Revised by: -	Date: 1/23/2025	

www.tremcocpg.com

TREMCO Construction Products Group

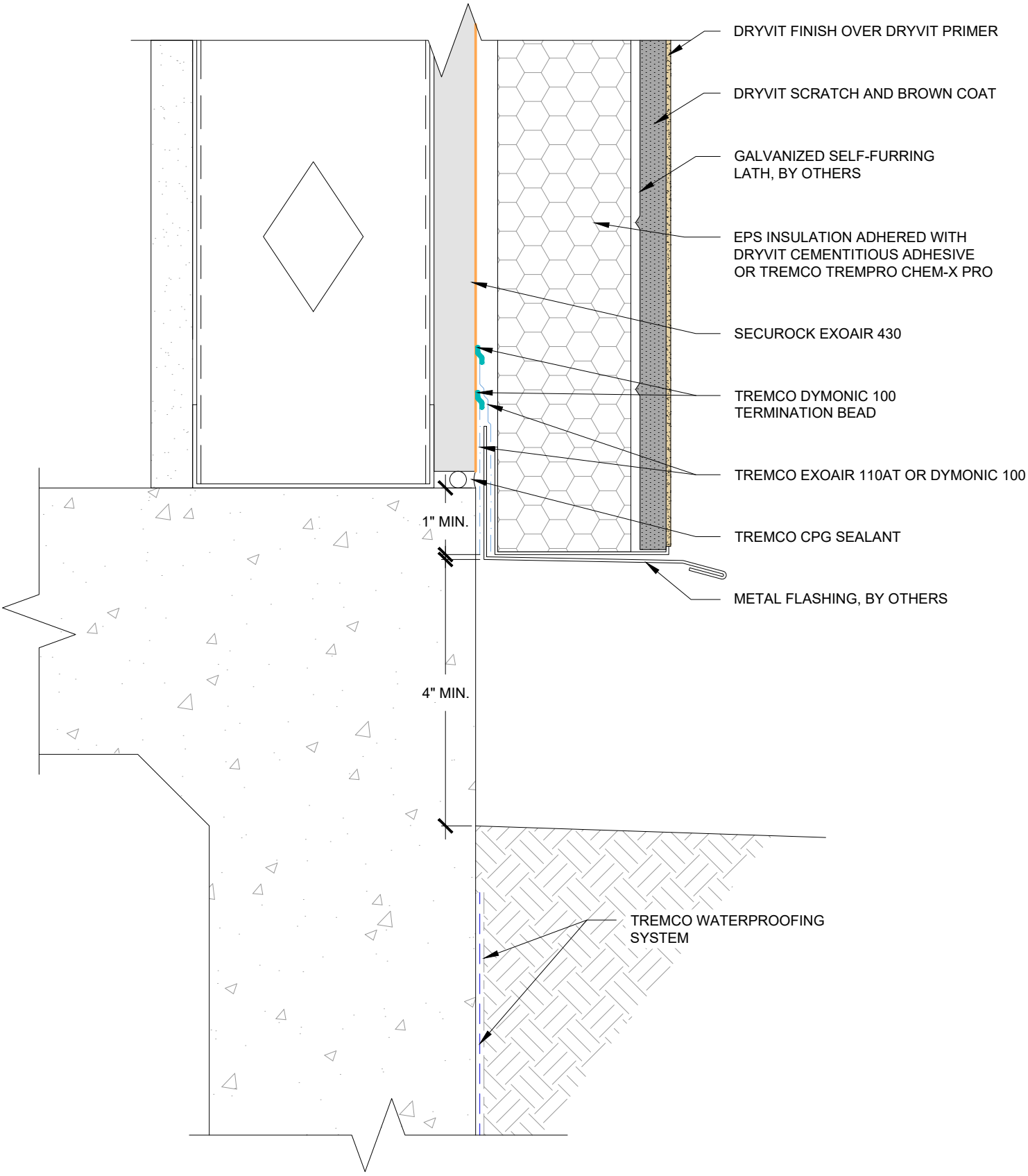

This detail is for general informational purposes, only. The project design professional determines, in its sole discretion, whether this detail or a functionally equivalent detail is best suited for the project with respect to any architecture, engineering, and design requirements, including any local building code requirements. If this document is not reviewed and the product is not approved for use by a licensed design professional, the customer agrees that the detail may contain substantive flaws requiring correction, and hereby releases Tremco CPG Inc. and USG from any and all liability related to the design and installation of the product. This detail is subject to change without notice. Contact Tremco and USG to ensure you have the most recent version.

StucCoat 3-Coat with Continuous Insulation and Securock ExoAir 430

USG / TREMCO SECUROCK® EXOAIR® 430 Technical Support: 866-209-2404	Detail: Termination at Concrete Foundation			File Name:
	Drawn by: KAB	Checked by: AL	Scale: 6" = 1'-0"	SCTC-CI-SE430-16
	Revision #: 00	Revised by: -	Date: 1/24/2025	
	www.tremcocpg.com			TREMCO Construction Products Group

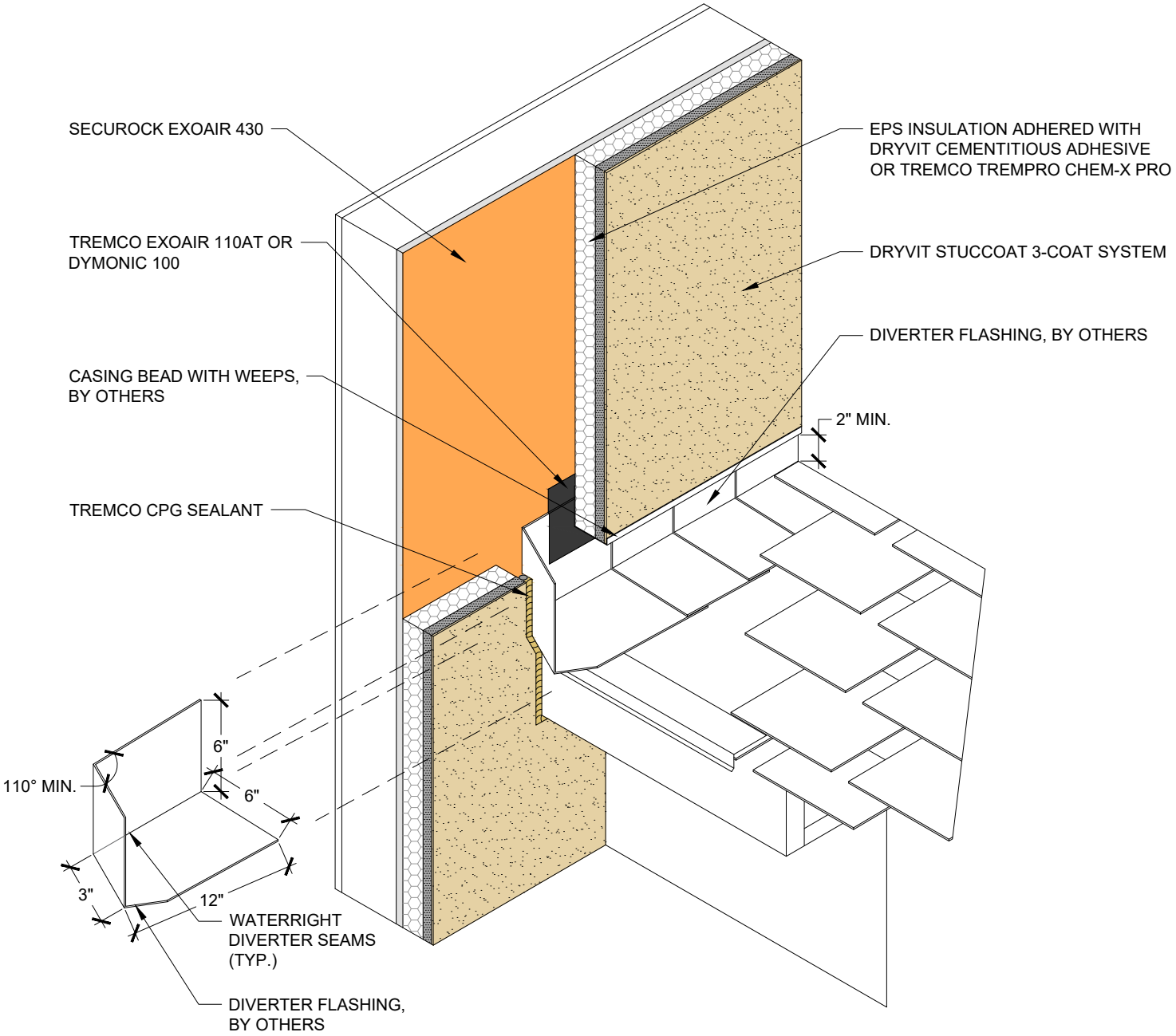

This detail is for general informational purposes, only. The project design professional determines, in its sole discretion, whether this detail or a functionally equivalent detail is best suited for the project with respect to any architecture, engineering, and design requirements, including any local building code requirements. If this document is not reviewed and the product is not approved for use by a licensed design professional, the customer agrees that the detail may contain substantive flaws requiring correction, and hereby releases Tremco CPG Inc. and USG from any and all liability related to the design and installation of the product. This detail is subject to change without notice. Contact Tremco and USG to ensure you have the most recent version.

StucCoat 3-Coat with Continuous Insulation and Securock ExoAir 430

USG / TREMCO SECUROCK® EXOAIR® 430 Technical Support: 866-209-2404	Detail: Termination at Roof/Wall Intersection			File Name:
	Drawn by: KAB	Checked by: AL	Scale: NTS	SCTC-CI-SE430-17
	Revision #: 00	Revised by: -	Date: 1/23/2025	
	www.tremcocpg.com			TREMCO Construction Products Group

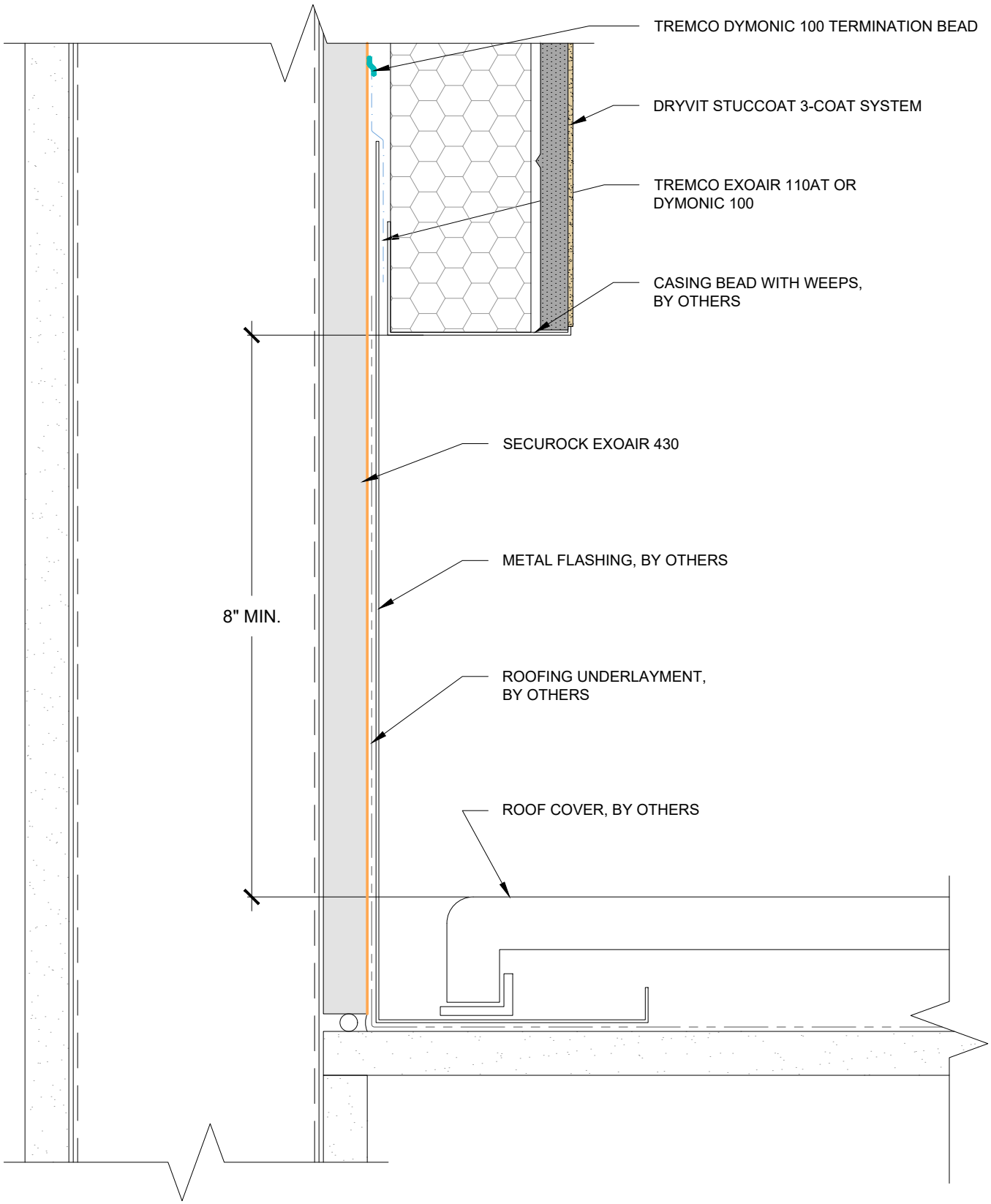

This detail is for general informational purposes, only. The project design professional determines, in its sole discretion, whether this detail or a functionally equivalent detail is best suited for the project with respect to any architecture, engineering, and design requirements, including any local building code requirements. If this document is not reviewed and the product is not approved for use by a licensed design professional, the customer agrees that the detail may contain substantive flaws requiring correction, and hereby releases Tremco CPG Inc. and USG from any and all liability related to the design and installation of the product. This detail is subject to change without notice. Contact Tremco and USG to ensure you have the most recent version.

StucCoat 3-Coat with Continuous Insulation and Securock ExoAir 430

USG / TREMCO SECUROCK® EXOAIR® 430 Technical Support: 866-209-2404	Detail: Termination at Roof/Wall Intersection - Flat Roof			File Name:
	Drawn by: KAB	Checked by: AL	Scale: 6" = 1'-0"	SCTC-CI-SE430-18
	Revision #: 00	Revised by: -	Date: 1/23/2025	
	www.tremcocpg.com			TREMCO Construction Products Group

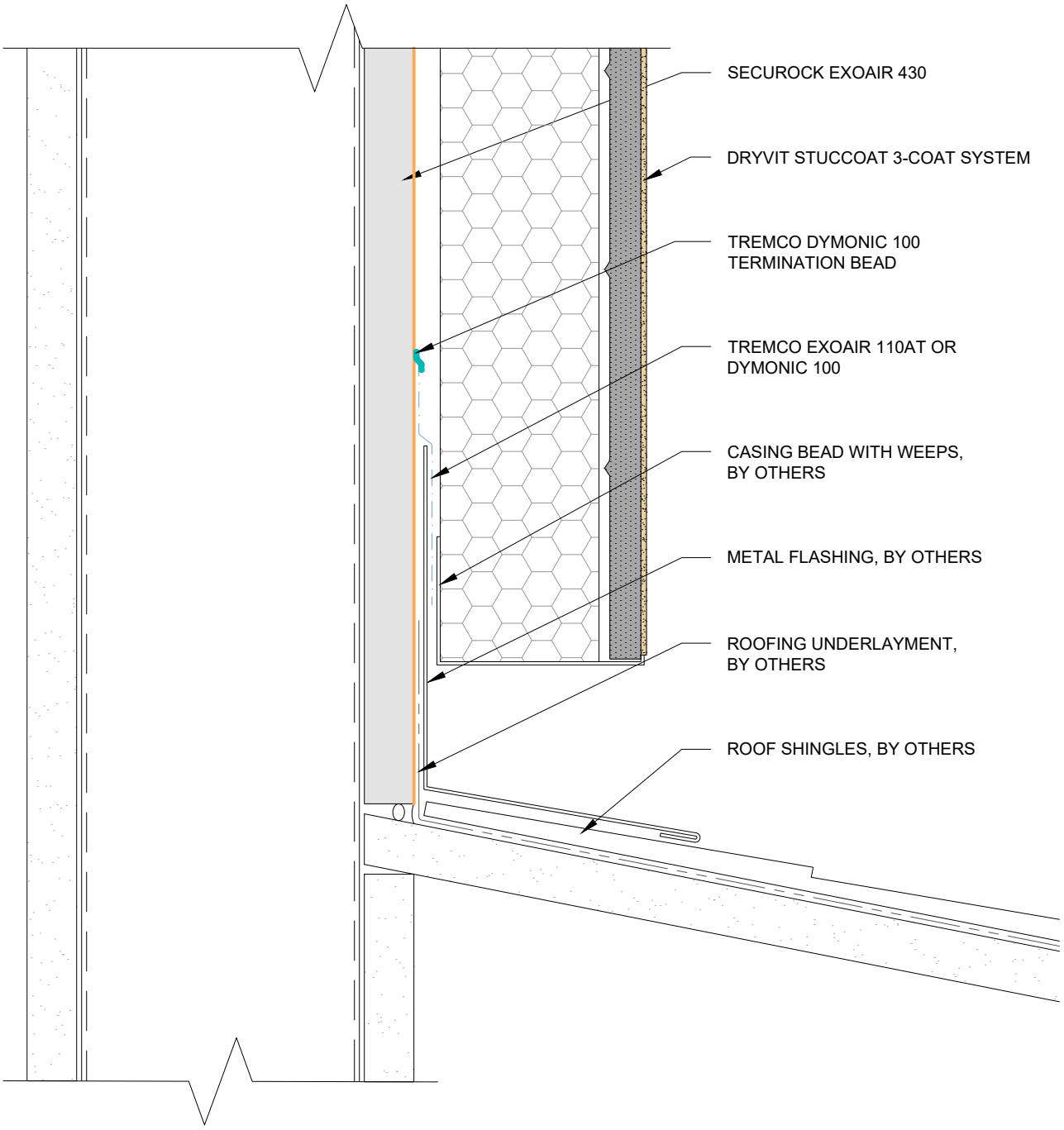

This detail is for general informational purposes, only. The project design professional determines, in its sole discretion, whether this detail or a functionally equivalent detail is best suited for the project with respect to any architecture, engineering, and design requirements, including any local building code requirements. If this document is not reviewed and the product is not approved for use by a licensed design professional, the customer agrees that the detail may contain substantive flaws requiring correction, and hereby releases Tremco CPG Inc. and USG from any and all liability related to the design and installation of the product. This detail is subject to change without notice. Contact Tremco and USG to ensure you have the most recent version.

StucCoat 3-Coat with Continuous Insulation and Securock ExoAir 430

USG / TREMCO SECUROCK® EXOAIR® 430 Technical Support: 866-209-2404	Detail: Termination at Roof/Wall Intersection - Shingled Roof			File Name:
	Drawn by: KAB	Checked by: AL	Scale: 6" = 1'-0"	SCTC-CI-SE430-19
	Revision #: 00	Revised by: -	Date: 1/23/2025	
	www.tremcocpg.com			TREMCO Construction Products Group

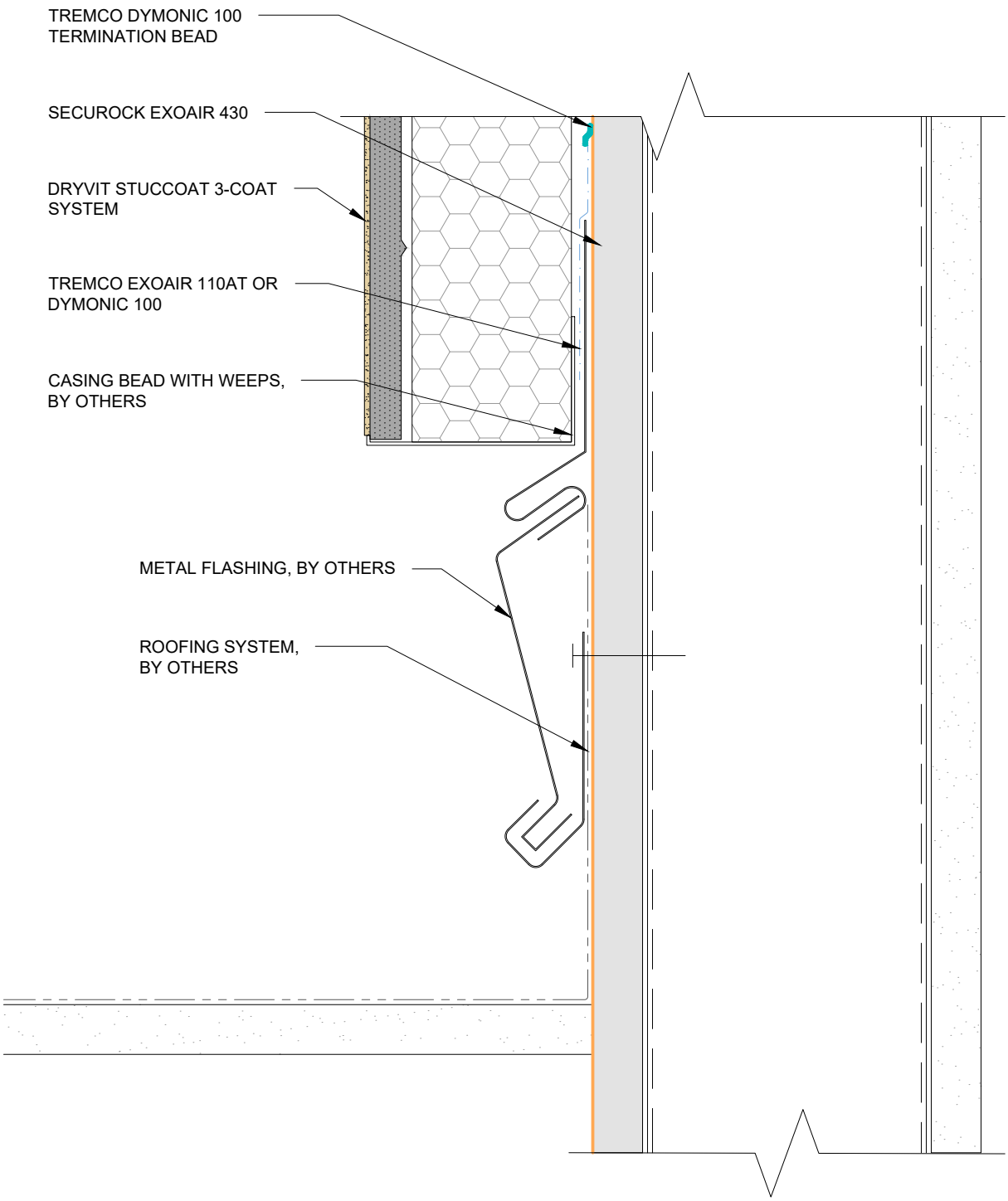

This detail is for general informational purposes, only. The project design professional determines, in its sole discretion, whether this detail or a functionally equivalent detail is best suited for the project with respect to any architecture, engineering, and design requirements, including any local building code requirements. If this document is not reviewed and the product is not approved for use by a licensed design professional, the customer agrees that the detail may contain substantive flaws requiring correction, and hereby releases Tremco CPG Inc. and USG from any and all liability related to the design and installation of the product. This detail is subject to change without notice. Contact Tremco and USG to ensure you have the most recent version.

StucCoat 3-Coat with Continuous Insulation and Securock ExoAir 430

USG / TREMCO SECUROCK® EXOAIR® 430 Technical Support: 866-209-2404	Detail: Termination at Parapet/Wall Intersection			File Name:
	Drawn by: KAB	Checked by: AL	Scale: 6" = 1'-0"	SCTC-CI-SE430-20
	Revision #: 00	Revised by: -	Date: 1/23/2025	
	www.tremcocpg.com			TREMCO Construction Products Group

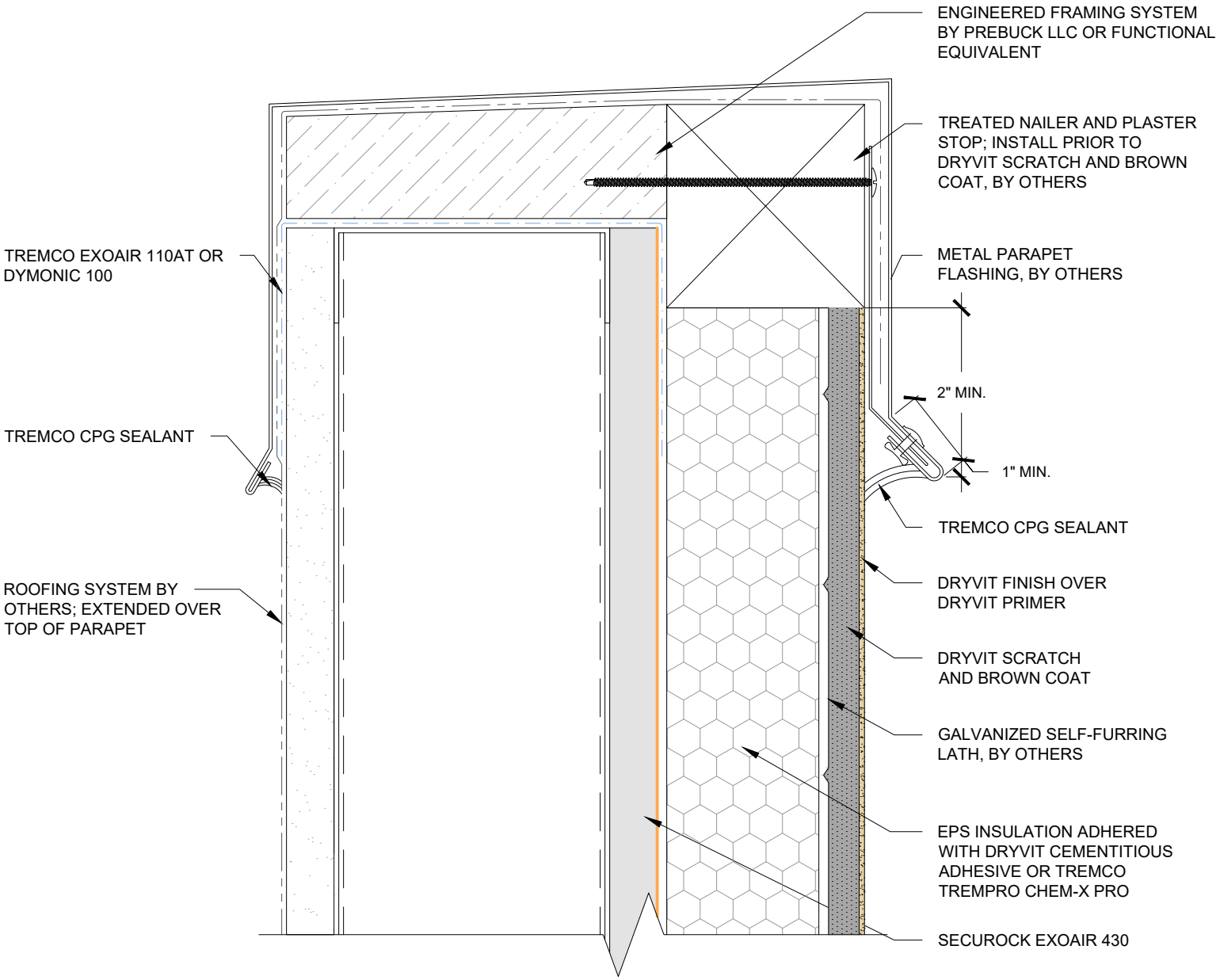

This detail is for general informational purposes, only. The project design professional determines, in its sole discretion, whether this detail or a functionally equivalent detail is best suited for the project with respect to any architecture, engineering, and design requirements, including any local building code requirements. If this document is not reviewed and the product is not approved for use by a licensed design professional, the customer agrees that the detail may contain substantive flaws requiring correction, and hereby releases Tremco CPG Inc. and USG from any and all liability related to the design and installation of the product. This detail is subject to change without notice. Contact Tremco and USG to ensure you have the most recent version.

StucCoat 3-Coat with Continuous Insulation and Securock ExoAir 430

USG | TREMCO

SECUROCK® EXOAIR® 430

Technical Support: 866-209-2404

Detail: Parapet Flashing			File Name:
Drawn by: KAB	Checked by: 6" = 1'-0"	Scale: NTS	SCTC-CI-SE430-21
Revision #: 00	Revised by: -	Date: 1/23/2025	

www.tremcocpg.com

TREMCO Construction Products Group

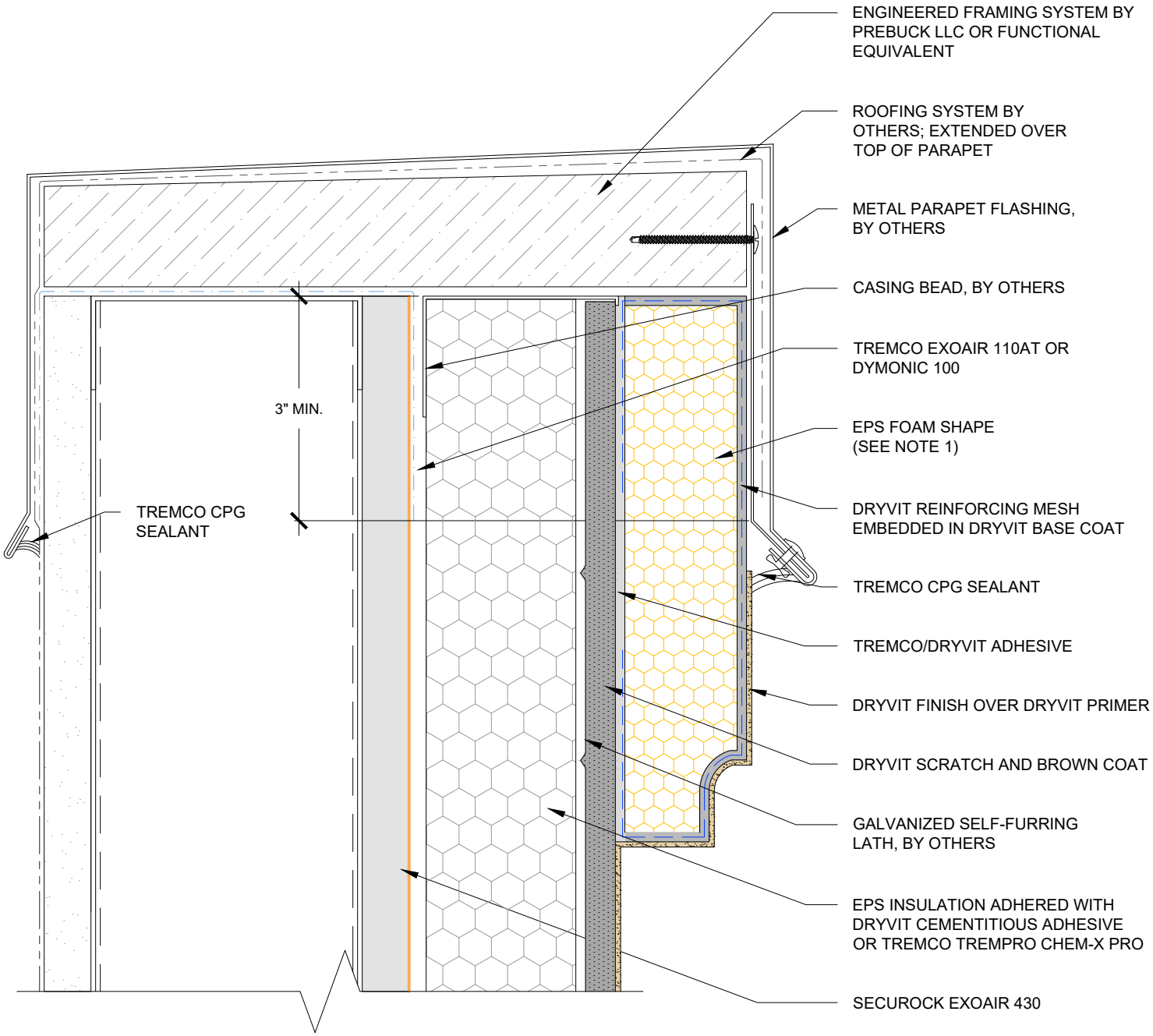

NOTES:
1. REFERENCE DS854 FOR APPLICATION OF FOAM SHAPES.

This detail is for general informational purposes, only. The project design professional determines, in its sole discretion, whether this detail or a functionally equivalent detail is best suited for the project with respect to any architecture, engineering, and design requirements, including any local building code requirements. If this document is not reviewed and the product is not approved for use by a licensed design professional, the customer agrees that the detail may contain substantive flaws requiring correction, and hereby releases Tremco CPG Inc. and USG from any and all liability related to the design and installation of the product. This detail is subject to change without notice. Contact Tremco and USG to ensure you have the most recent version.

StucCoat 3-Coat with Continuous Insulation and Securock ExoAir 430

USG / TREMCO SECUROCK® EXOAIR® 430 Technical Support: 866-209-2404	Detail: EPS Cornice			File Name:
	Drawn by: KAB	Checked by: 6" = 1'-0"	Scale: NTS	SCTC-CI-SE430-22
	Revision #: 00	Revised by: -	Date: 1/23/2025	
	www.tremcocpg.com			TREMCO Construction Products Group

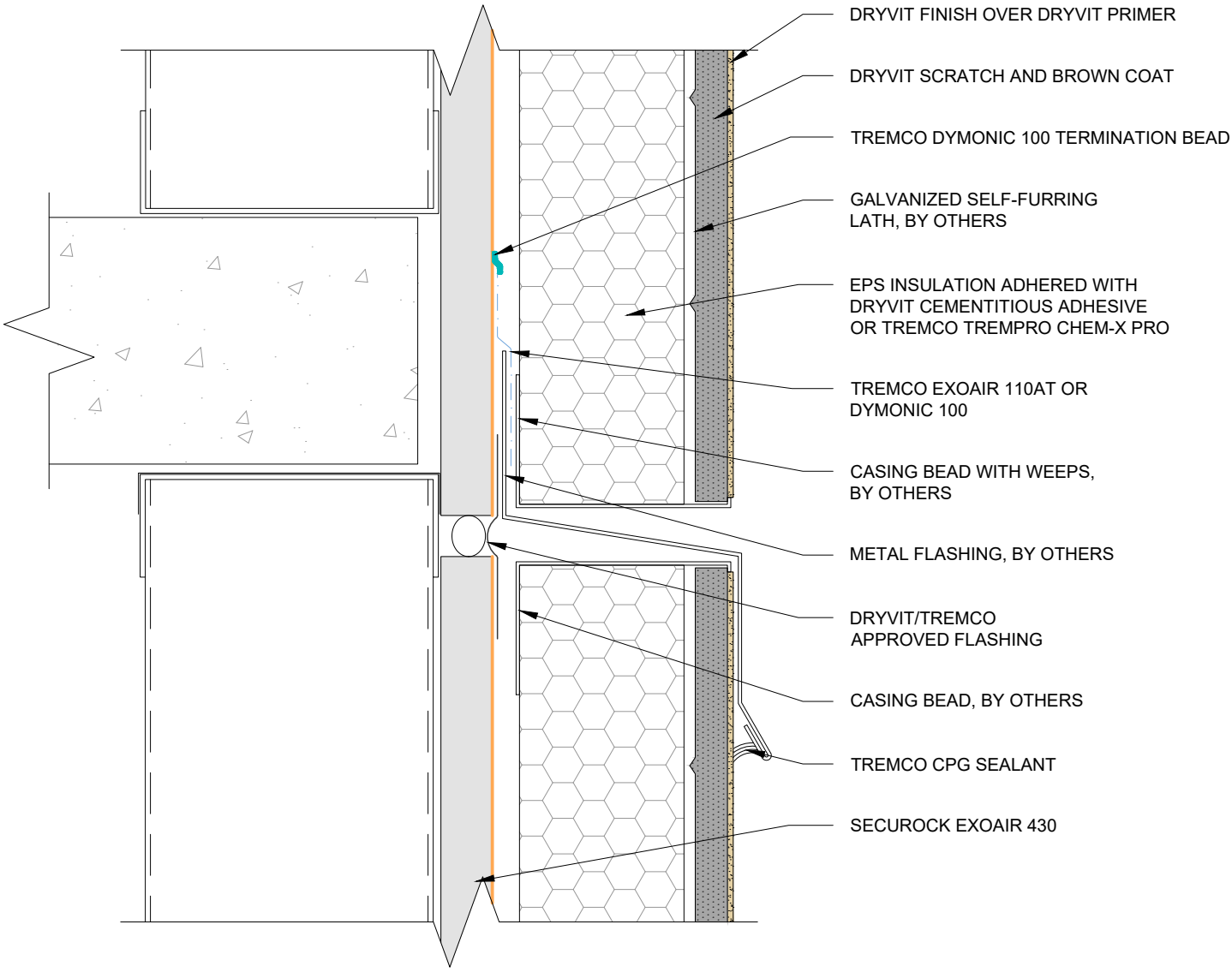

This detail is for general informational purposes, only. The project design professional determines, in its sole discretion, whether this detail or a functionally equivalent detail is best suited for the project with respect to any architecture, engineering, and design requirements, including any local building code requirements. If this document is not reviewed and the product is not approved for use by a licensed design professional, the customer agrees that the detail may contain substantive flaws requiring correction, and hereby releases Tremco CPG Inc. and USG from any and all liability related to the design and installation of the product. This detail is subject to change without notice. Contact Tremco and USG to ensure you have the most recent version.

StucCoat 3-Coat with Continuous Insulation and Securock ExoAir 430

USG / TREMCO SECUROCK® EXOAIR® 430 Technical Support: 866-209-2404	Detail: Horizontal Flashing and Expansion Joint			File Name:
	Drawn by: KAB	Checked by: 6" = 1'-0"	Scale: NTS	SCTC-CI-SE430-23
	Revision #: 00	Revised by: -	Date: 1/23/2025	
	www.tremcocpg.com			TREMCO Construction Products Group

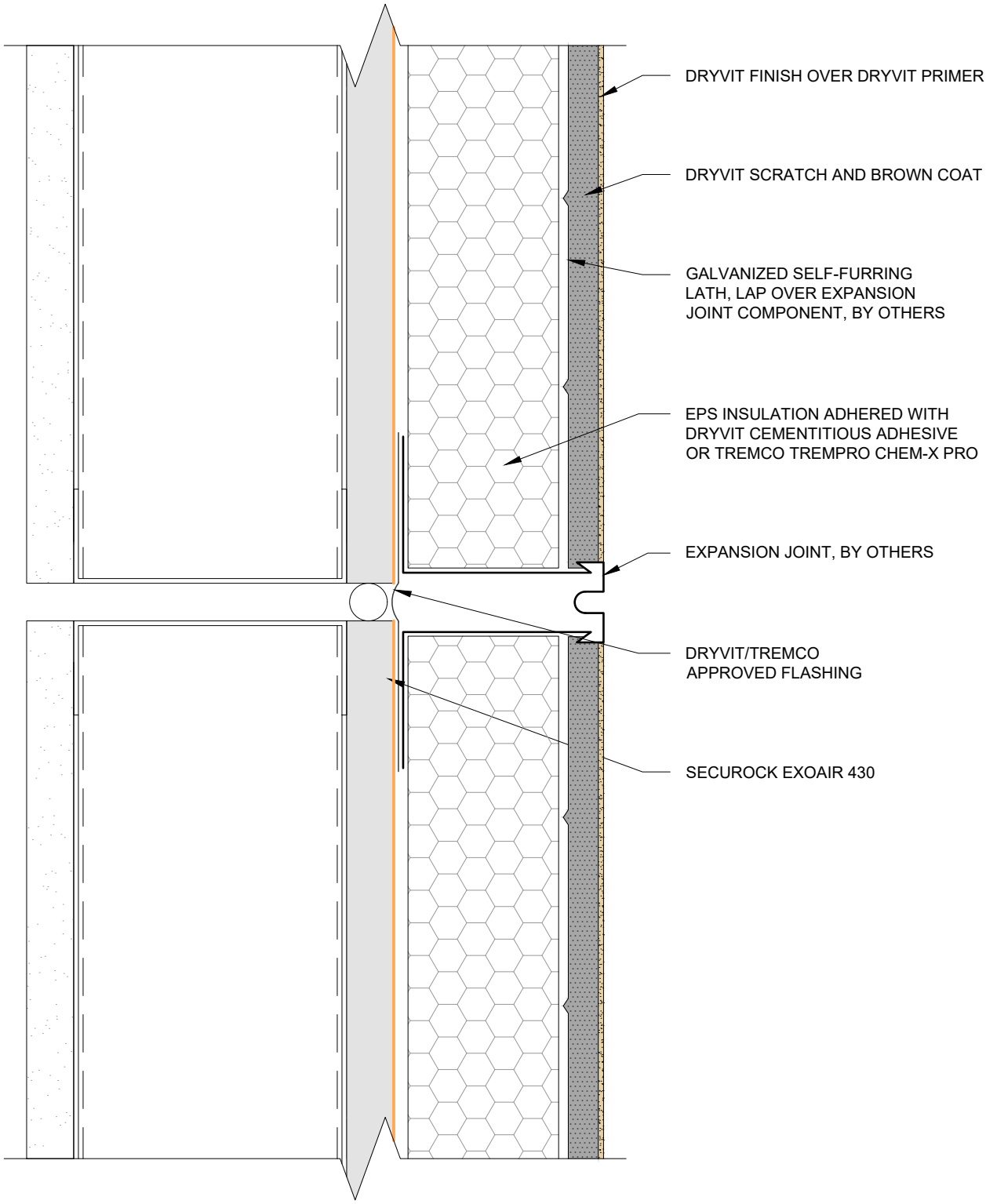

This detail is for general informational purposes, only. The project design professional determines, in its sole discretion, whether this detail or a functionally equivalent detail is best suited for the project with respect to any architecture, engineering, and design requirements, including any local building code requirements. If this document is not reviewed and the product is not approved for use by a licensed design professional, the customer agrees that the detail may contain substantive flaws requiring correction, and hereby releases Tremco CPG Inc. and USG from any and all liability related to the design and installation of the product. This detail is subject to change without notice. Contact Tremco and USG to ensure you have the most recent version.

StucCoat 3-Coat with Continuous Insulation and Securock ExoAir 430

USG | TREMCO

SECUROCK® EXOAIR® 430

Technical Support: 866-209-2404

Detail: Horizontal Expansion Joint			File Name: SCTC-CI-SE430-24
Drawn by: KAB	Checked by: 6" = 1'-0"	Scale: NTS	
Revision #: 00	Revised by: -	Date: 1/23/2025	

www.tremcocpg.com

TREMCO Construction Products Group

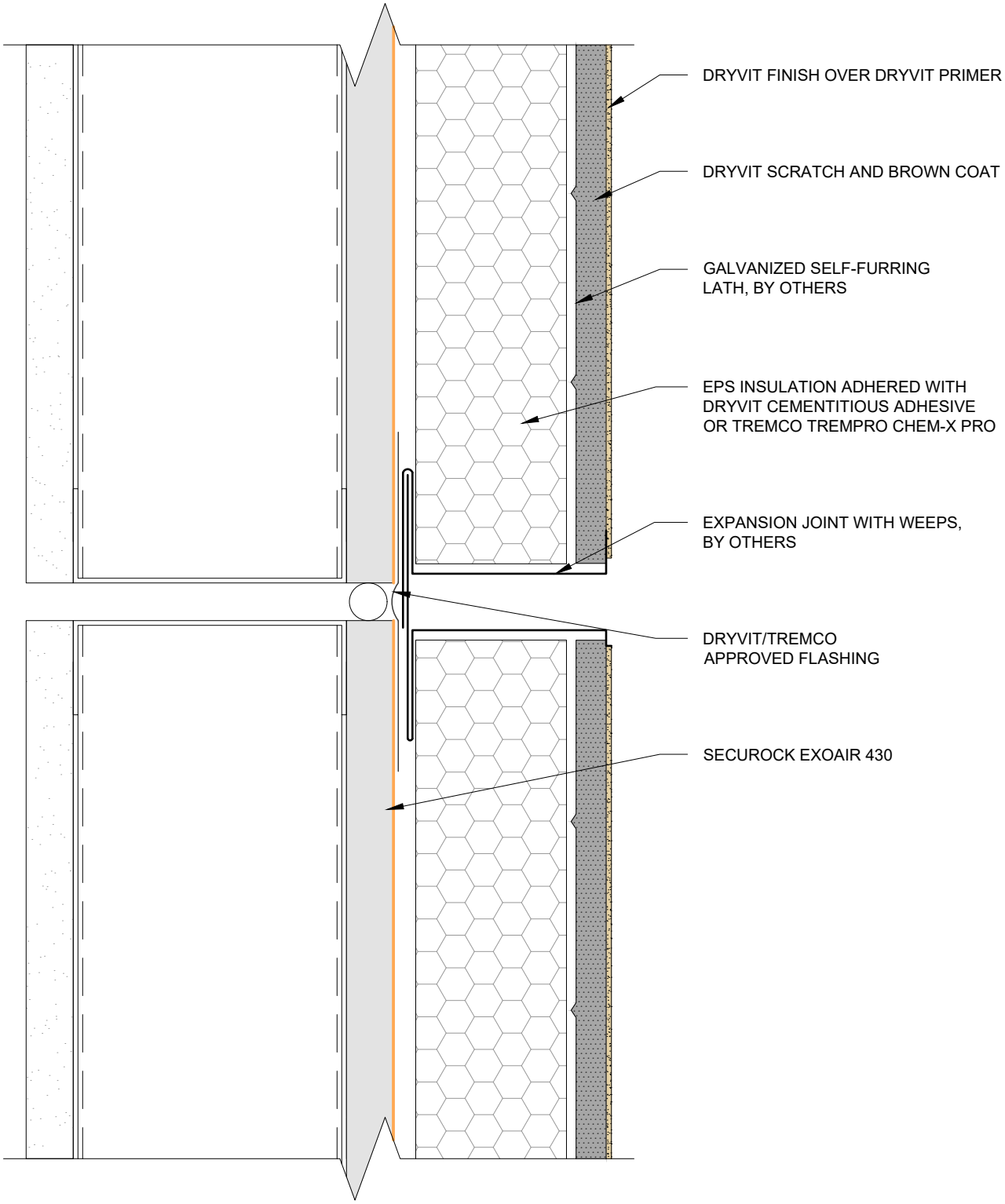

This detail is for general informational purposes, only. The project design professional determines, in its sole discretion, whether this detail or a functionally equivalent detail is best suited for the project with respect to any architecture, engineering, and design requirements, including any local building code requirements. If this document is not reviewed and the product is not approved for use by a licensed design professional, the customer agrees that the detail may contain substantive flaws requiring correction, and hereby releases Tremco CPG Inc. and USG from any and all liability related to the design and installation of the product. This detail is subject to change without notice. Contact Tremco and USG to ensure you have the most recent version.

StucCoat 3-Coat with Continuous Insulation and Securock ExoAir 430

USG | TREMCO

SECUROCK® EXOAIR® 430

Technical Support: 866-209-2404

Detail: Two Piece Horizontal Expansion Joint			File Name:
Drawn by: KAB	Checked by: 6" = 1'-0"	Scale: NTS	SCTC-CI-SE430-25
Revision #: 00	Revised by: -	Date: 1/23/2025	

www.tremcocpg.com

TREMCO Construction Products Group

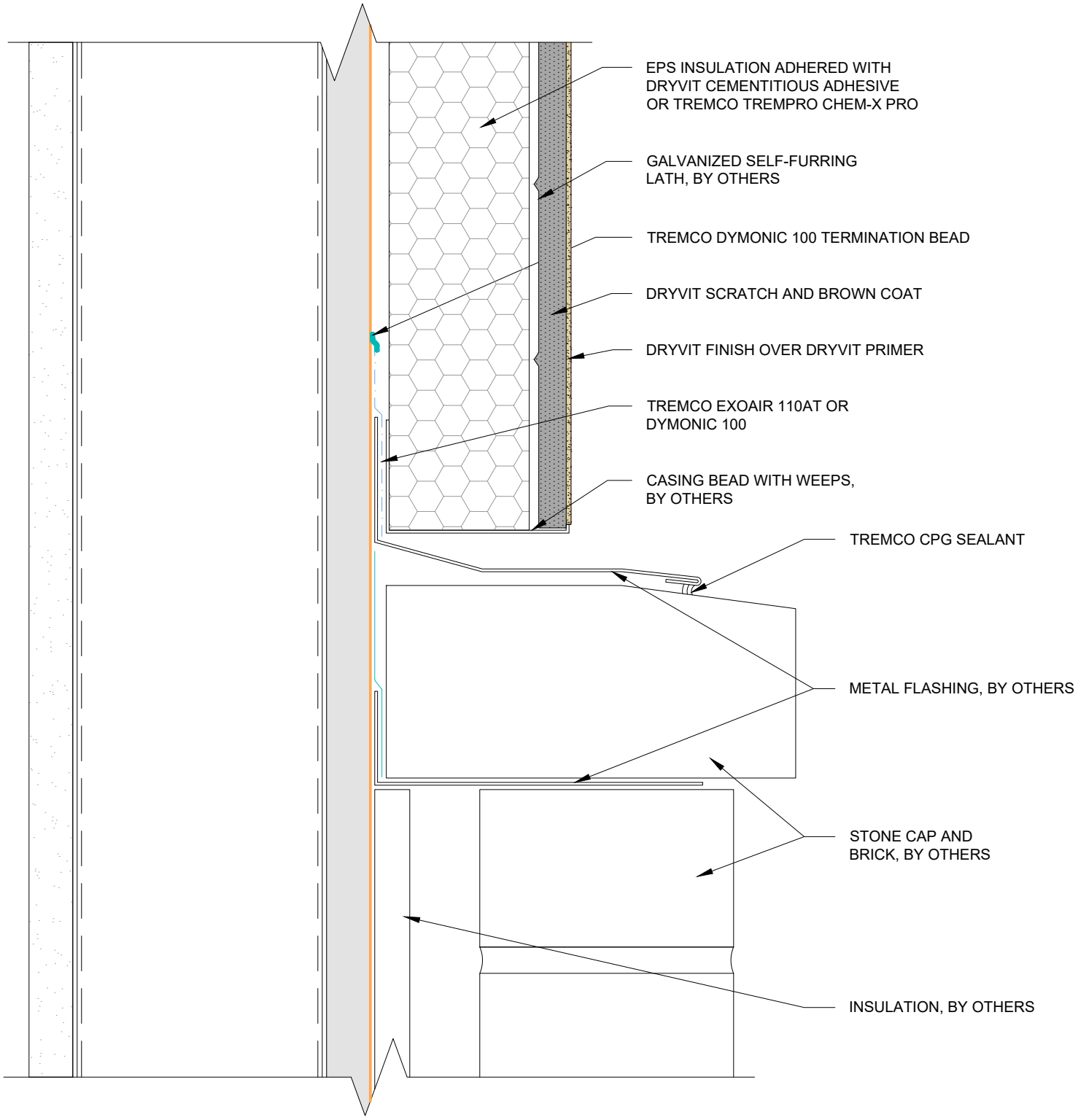

This detail is for general informational purposes, only. The project design professional determines, in its sole discretion, whether this detail or a functionally equivalent detail is best suited for the project with respect to any architecture, engineering, and design requirements, including any local building code requirements. If this document is not reviewed and the product is not approved for use by a licensed design professional, the customer agrees that the detail may contain substantive flaws requiring correction, and hereby releases Tremco CPG Inc. and USG from any and all liability related to the design and installation of the product. This detail is subject to change without notice. Contact Tremco and USG to ensure you have the most recent version.

StucCoat 3-Coat with Continuous Insulation and Securock ExoAir 430

USG / TREMCO SECUROCK® EXOAIR® 430 Technical Support: 866-209-2404	Detail: Horizontal Termination at Brick Wall			File Name:
	Drawn by: KAB	Checked by: 6" = 1'-0"	Scale: NTS	SCTC-CI-SE430-26
	Revision #: 00	Revised by: -	Date: 1/23/2025	
	www.tremcocpg.com			TREMCO Construction Products Group