



DECORATIVE ARCHITECTURAL SHAPES

*Fully-Finished, Ready-to-Install Coated Architectural Shapes in a Variety of Shapes and Sizes
Bands | Cornices | Custom Shapes | Sills | Specialty | Starter Boards | Trim*





Architectural Shapes to Complement Any Design

Dryvit® architectural shapes can add a stately, classical architecture aesthetic to any building — without the structural demands, material weight, labor requirement, or environmental impacts of actual stonework.

Turn to Dryvit to enhance your structure's curb appeal with these architectural shape options:

- Arches
- Bands
- Columns & Pilasters
- Corbels & Dentils
- Cornices
- Custom Trim, Signage & Decorative Elements
- Panel Weep System
- Sills
- Specialty Pieces
- Starter Boards
- Trim

And Dryvit architectural shapes are compatible with most Dryvit specialty finishes, Modulite™ panelization systems, and Tremco sealants and adhesives — giving you a world of colors, textures and finishes to create the exact aesthetic you envision for your structure.

Dryvit is now part of Tremco Construction Products Group (CPG).

The Tremco Construction Products Group Difference

Speed construction or restoration. Simplify installation. Extend the construction season. A Tremco CPG single-source building envelope means more for everyone – more satisfied contractors, more comfortable occupants or tenants, and more efficient structures and cost-effective operation for owners.



Faster Construction Time

Lightweight, fast-curing and prefabricated products mean less occupant disruption, faster return to service, less revenue lost — and no call-backs.



Any Look You Want

A wide range of colors and finishes like brick, granite, metals, stucco and more provide maximum flexibility in your roof and façade aesthetic.



Stronger and More Resilient

Our systems are designed for maximum durability, many with service lives far surpassing that of competing systems.




Leak-Free Performance

Products provide maximum protection from air, moisture and thermal infiltration — and are performance tested in our one-of-a-kind Sustainable Building Solutions Test Facility.



Cost Effective for the Long Term

A broad range of products can fit any project budget — but our energy efficiency and maintenance solutions can also help you ensure cost-effective ownership and operation for the long term.



Better Insulated

Industry-leading brands provide solutions for more efficient building construction and operation, and exceed strict energy codes for insulation.



One Point of Contact

Our products and systems are backed by industry-leading warranties — all from a single point of contact. We can also help with everything from asset management to diagnostics to installer training.



Leading Edge Sustainability

Our building solutions help you meet green building standards like Net Zero, Living Building Challenge, Passive House and more.

CONTENTS

Architectural Shapes Overview.....	2
Bands.....	4
Cornices.....	5-7
Sills.....	8-9
Starter Boards.....	10
Specialty.....	11
Custom EIFS TRIM.....	11
Arches.....	11
Columns & Pilasters.....	11
Corbels & Dentils.....	11
Custom Signage & Decorative.....	11
Panel Weep System.....	11
Trim.....	12-13
Finish & Color Options.....	14
Dryvit Outsulation Systems Overview.....	15
Tremco Construction Products Group Products.....	15

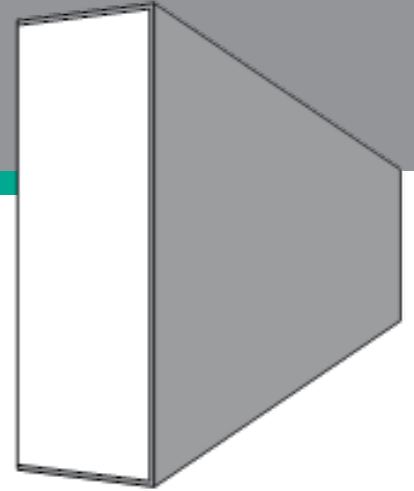
BANDS

Features & Benefits

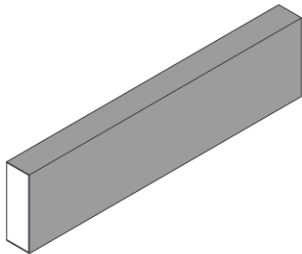
- Coated areas are indicated by darker lines. (Back and ends not coated.)
- Mesh is returned onto the back at tops and bottoms.
- All are produced in 8' lengths.

Additional Finishing Options

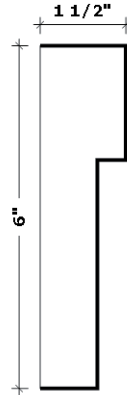
- Mitered ends (outside/inside corners)
- Coped ends (wall returns, outside/inside corners)
- Coated ends (mitered, coped, & straight ends)
- Uncoated shapes (foam only)
- Coped window sills produced to required lengths
- Fully-finished trim pieces, ready to install



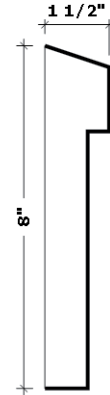
Flat Bands



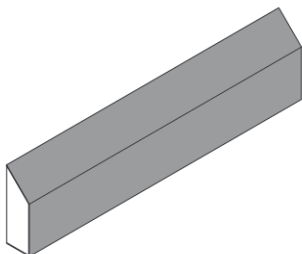
205B102 604



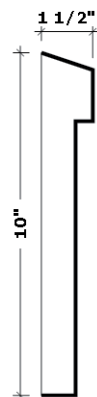
205B103 604



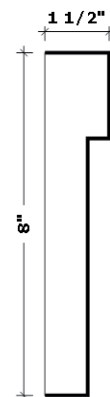
Beveled Bands



205B104 604



205B113 604



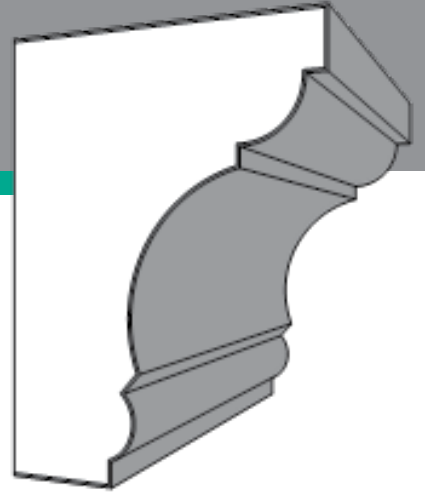
CORNICES

Features & Benefits

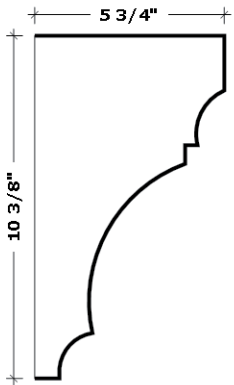
- Coated areas indicated by darker lines. (Back and ends not coated.)
- Mesh returned onto back at top and bottom.
- Produced in 8FT lengths.

Additional Finishing Options

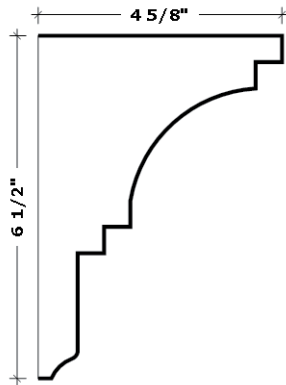
- Mitered ends (outside/inside corners)
- Coped ends (wall returns, outside/inside corners)
- Coated ends (mitered, coped, & straight ends)
- Uncoated shapes (foam only)
- Coped window sills produced to required lengths
- Fully-finished trim pieces, ready to install



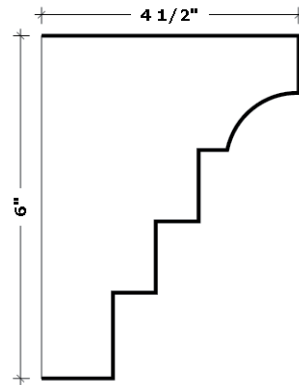
205C107 604



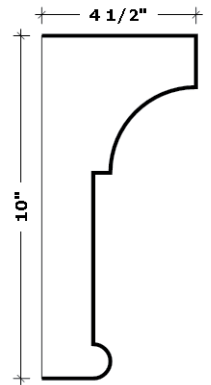
205C119 604



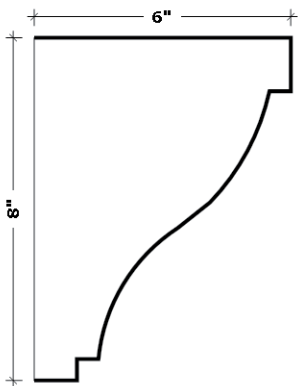
205C121 604



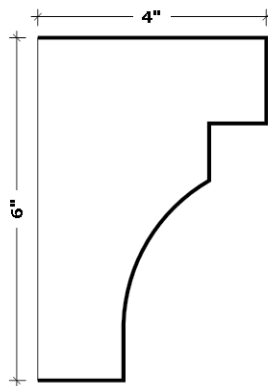
205C122 604



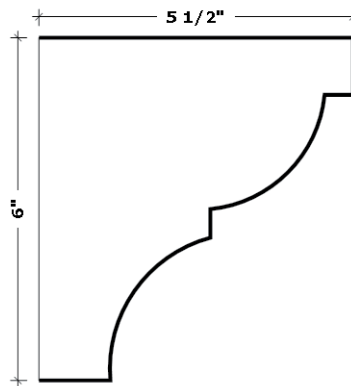
205C128 604



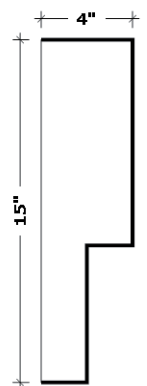
205C130 604



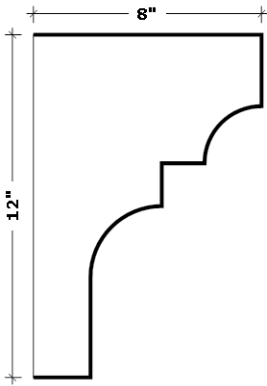
205C134 604



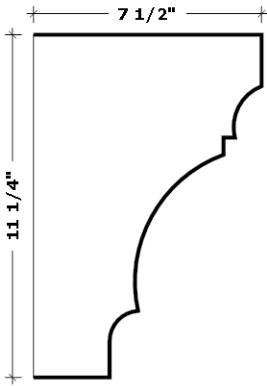
205C139 604



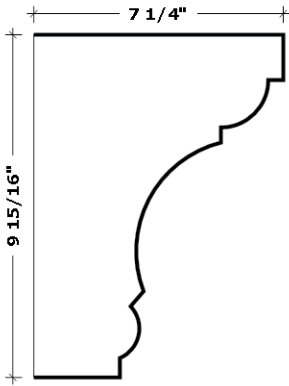
205C141 604



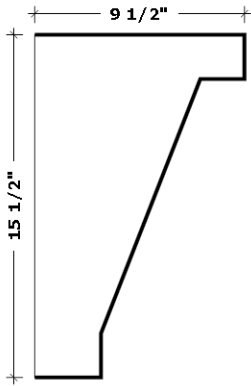
205C143 604



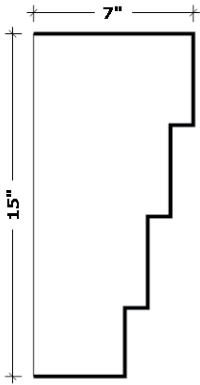
205C144 604



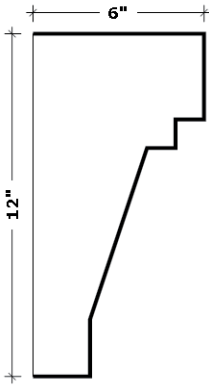
205C150 604



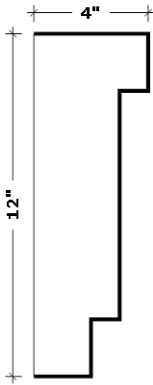
205C151 604



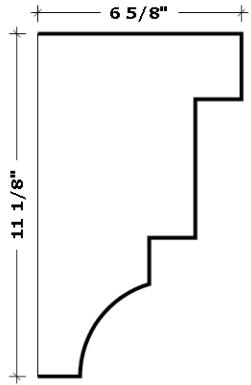
205C154 604



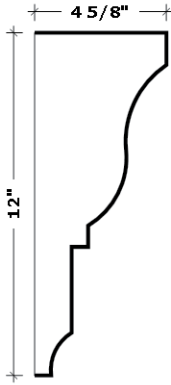
205C157 604



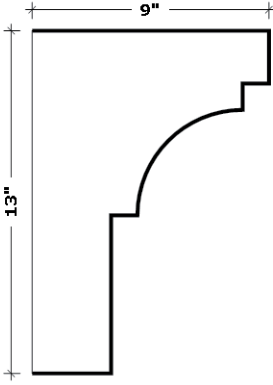
205C158 604



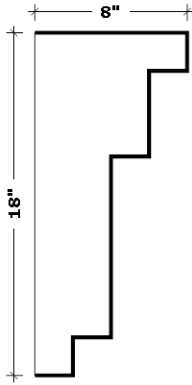
205C162 604



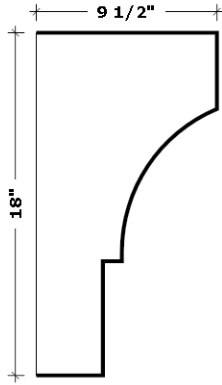
205C163 604



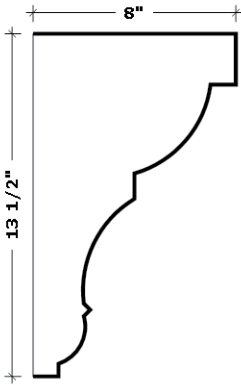
205C165 604



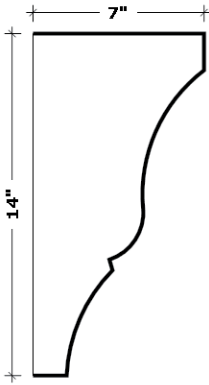
205C166 604



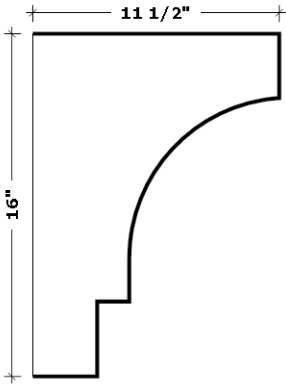
205C173 604



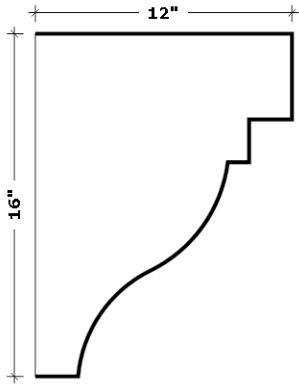
205C175 604



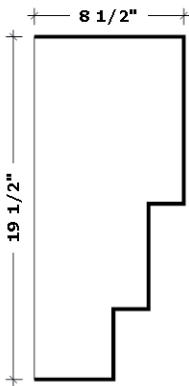
205C178 604



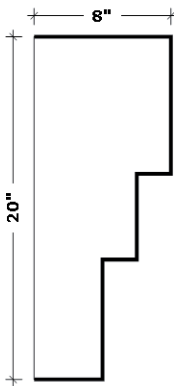
205C184 604



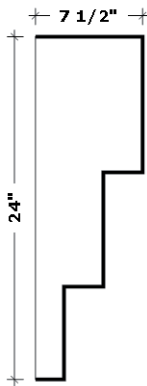
205C185 604



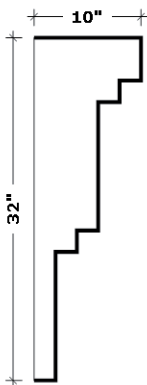
205C191 604



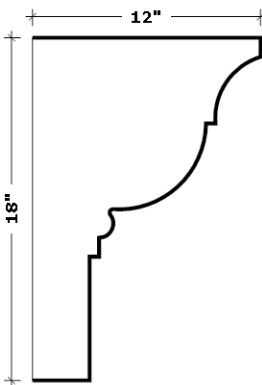
205C192 604



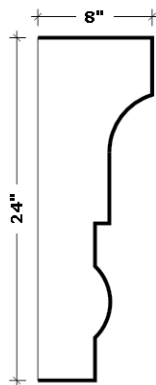
205C193 604



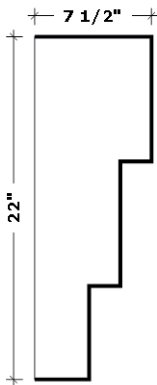
205C195 604



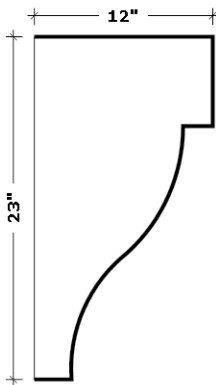
205C203 604



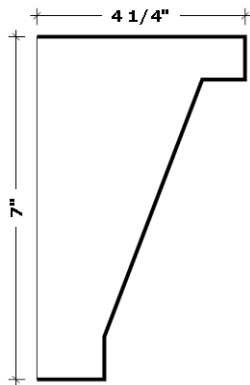
205C204 604



205C205 604



205C215 604



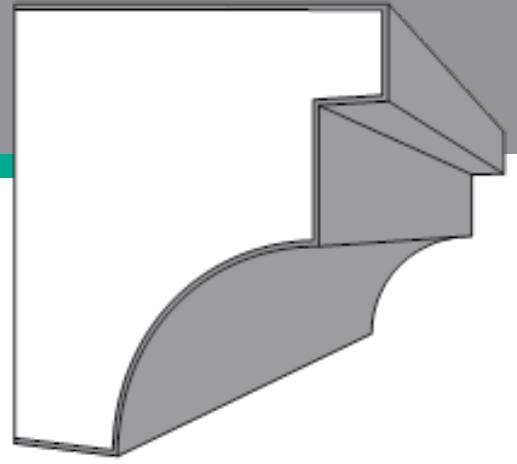
SILLS

Features & Benefits

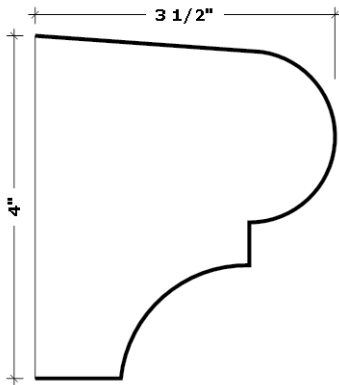
- Coated areas indicated by darker lines. (Back and ends not coated.)
- Mesh returned onto back at top and bottom.
- Produced in 8FT lengths.

Additional Finishing Options

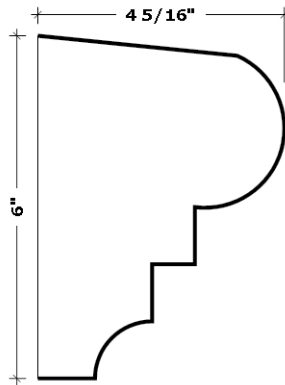
- Mitered ends (outside/inside corners)
- Coped ends (wall returns, outside/inside corners)
- Coated ends (mitered, coped, & straight ends)
- Uncoated shapes (foam only)
- Coped window sills produced to required lengths
- Fully-finished trim pieces, ready to install



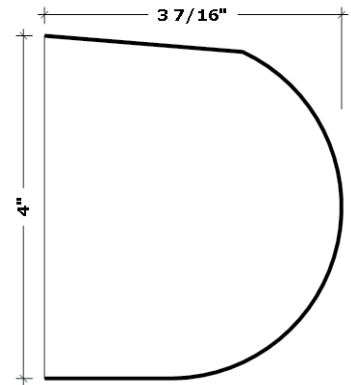
205W101 604



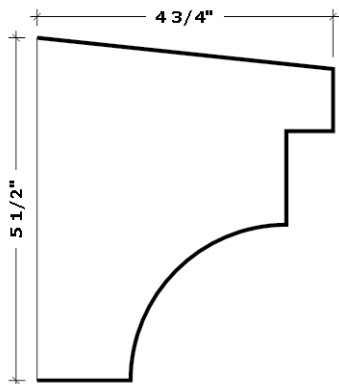
205W102 604



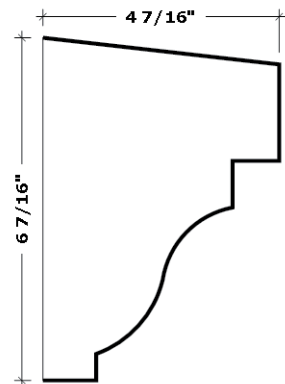
205W103 604



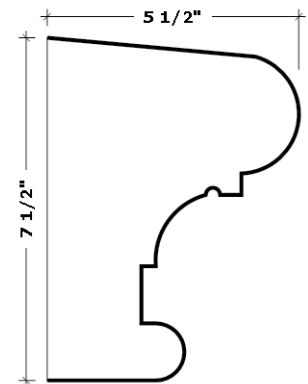
205W106 604



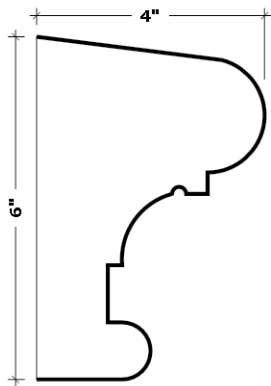
205W107 604



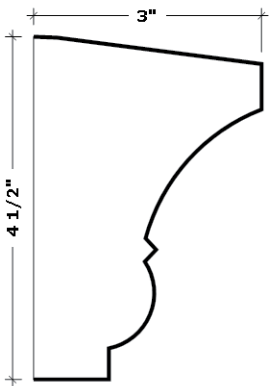
205W108 604



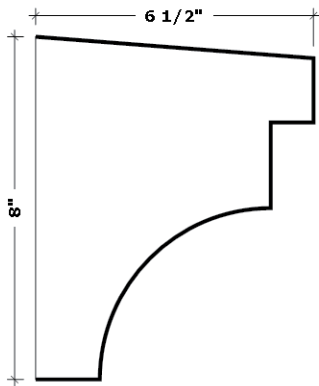
205W109 604



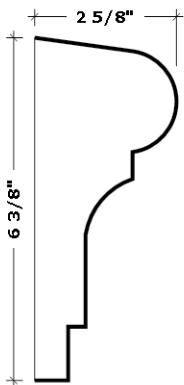
205W110 604



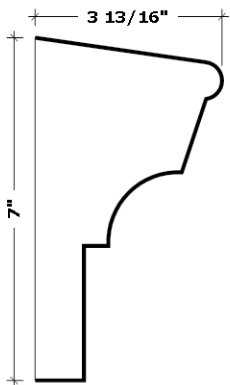
205W111 604



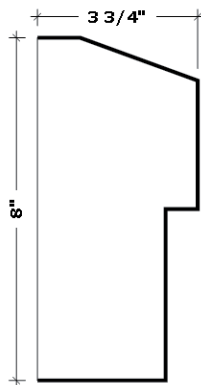
205W112 604



205W113 604



205W114 604



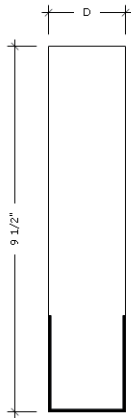
STARTER BOARDS

Features & Benefits

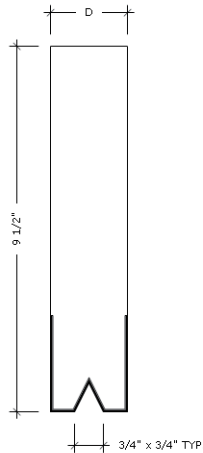
- Coated areas are indicated by darker lines.
- Standard, w/ Drip, w/ Backcut and w/ Slope boards all measure 9.5" H x 96" L, and are available in various thicknesses
- Available thicknesses are 1", 1-1/2", 2", 2-1/2", 3" and 4"
- **Starter Board with Drip**, the continuous drip edge groove measures 3/4" x 3/4" typically.
- **Starter Board with Backcut** along one side is to accept drainage strips, flashing or sealant.
- **Starter Board with Slope** is used to maintain drainage capabilities at expansion joints.
- **Window Corner** dimensions are 9-1/2" H x 11" L legs, and 20-1/2" H x 20-1/2" overall. Variable thicknesses available.



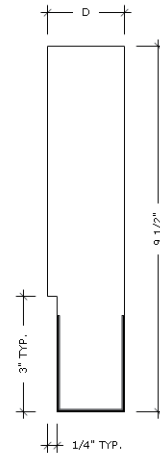
Standard Starter Board



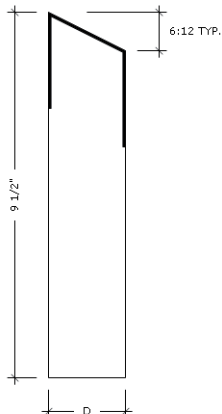
Starter Board w/ Drip



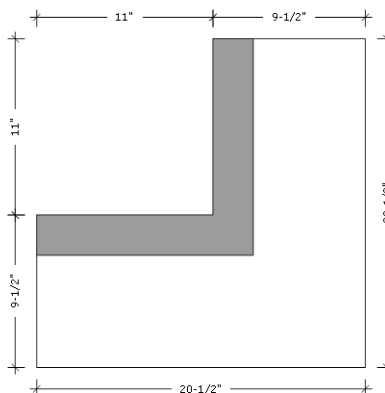
Starter Board w/ Backcut



Starter Board w/ Slope



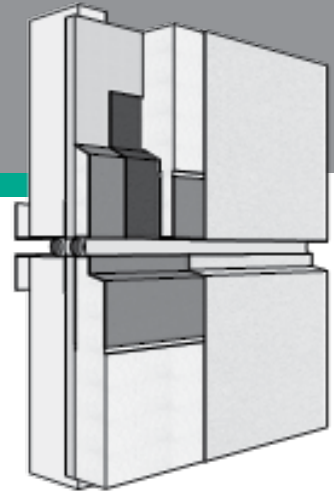
Window Corner




SPECIALTY

Features & Benefits

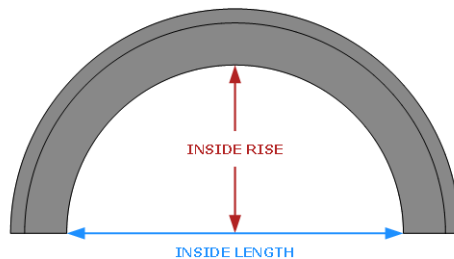
- **Custom EIFS Trim** profiles can be fabricated as either a coated, or a foam-only shape
- **Arches:** Any of our shape profiles can also be fabricated as an arch, using the inside width and inside rise of the arch.
- **Columns or Pilasters** can give your building's entrance a stately appeal. They can be fabricated to your exact specifications.
- **Corbels and Dentil** moldings are another way to add classic architectural style to your facade. We can fabricate corbels, dentils and other small architectural details to give your building a classic look.
- **Custom Signage and Decorative Elements** can be made to your specifications. When inquiring about these pieces, please include design drawings for reference. Signs require a vector file of your logo.
- **Panel Weep System** is a two-piece, horizontal weep system for EIFS panels. It is customizable to work with various thicknesses of EPS foam. *U.S. Patent No. 10,472,820 B2*



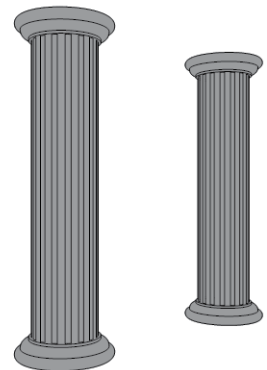
Custom EIFS Trim



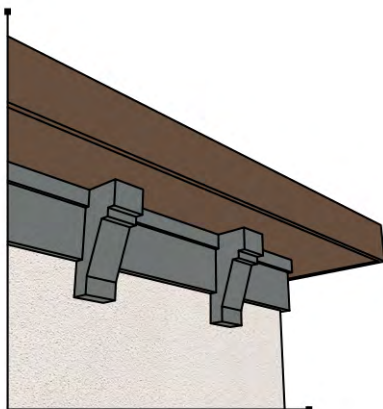
Arches



Columns & Pilasters



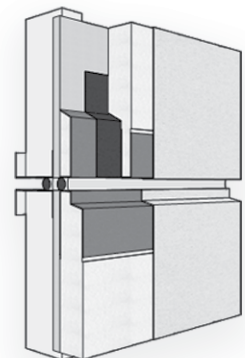
Corbels & Dentils



Custom Signs & Decorative



Panel Weep System



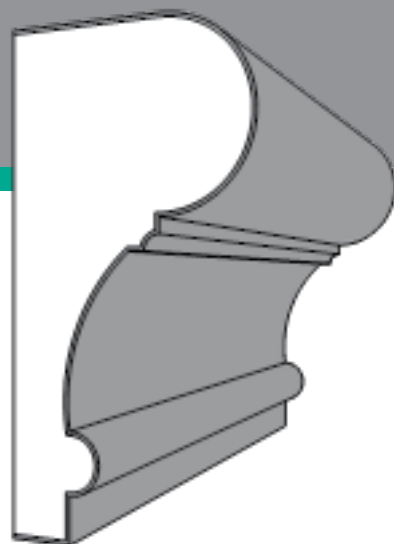
TRIM

Features & Benefits

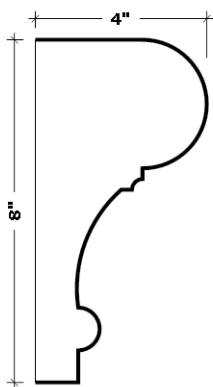
- Coated areas indicated by dark line. (Back and ends not coated.)
- Mesh returned onto back at top and bottom.
- Produced in 8FT lengths.

Additional Finishing Options

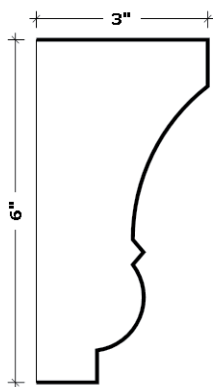
- Mitered ends (outside/inside corners)
- Coped ends (wall returns, outside/inside corners)
- Coated ends (mitered, coped, & straight ends)
- Uncoated shapes (foam only)
- Coped window sills produced to required lengths
- Fully-finished trim pieces, ready to install



205T105 604



205T110 604



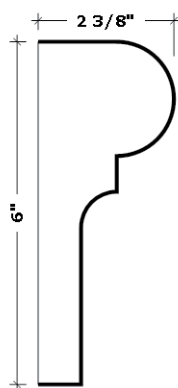
205T128 604



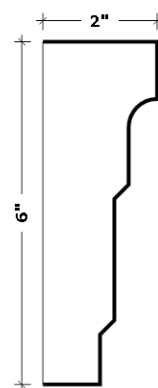
205T129 604



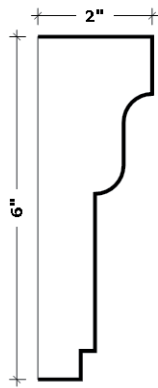
205T136 604



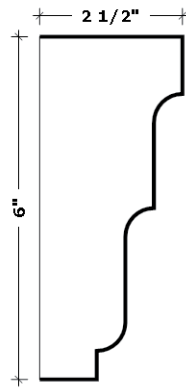
205T151 604



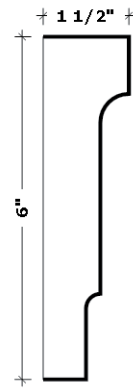
205T152 604



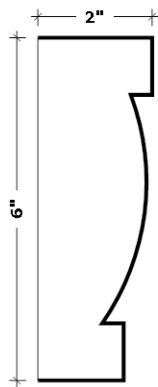
205T153 604



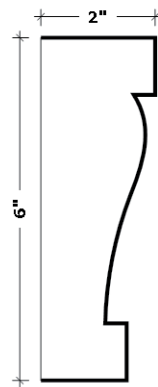
205T154 604



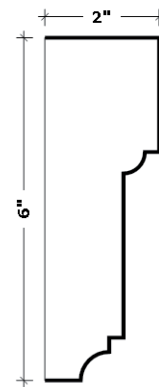
205T155 604



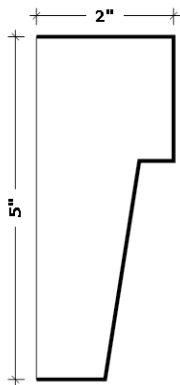
205T156 604



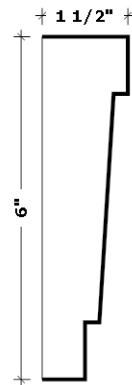
205T157 604




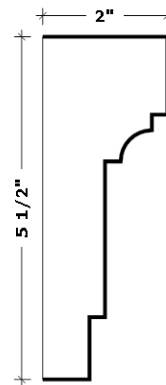
205T158 604



205T159 604



205T160 604





FINISH & COLOR OPTIONS


We all want our buildings to stand out and be noticed. That's why Dryvit manufactures a wide array of finishes that replicate everything from brick, to stone, to granite, to metal panels, woodgrain and more. Use them alone or in any combination to create the exact exterior you want, at a fraction of the weight — and cost — of the traditional materials.

And, when you factor in the enormous palette of color and detail options for each finish, your design options are all but limitless.


DRYVIT® FINISH OPTIONS | *Choose from almost unlimited color and finish combinations!*



AMERISTONE™



FERROS™



LYMESTONE™



QUARZPUTZ®




STONE MIST



REFLECTIT™ TEXTURE




CUSTOM BRICK™



SANDPEBBLE™




TERRANEO®




REFLECTIT™ SMOOTH




NEWBRICK™




TUSCAN GLAZE™



TIBUR STONE



WOODGRAIN FINISH



FINESSE™



FREESTYLE®

Energy-Efficiency.
All-Weather Performance.
And a World of Finish Options.



Dryvit shapes and starter boards are compatible with Dryvit Outsulation® systems. As the name suggests, Outsulation systems place insulation on the outside of the building, and are the most effective solution for meeting today's energy code requirements for continuous insulation (CI).

But there's much more to Outsulation than CI alone. Outsulation systems deliver the latest in building science — resulting in operationally energy-efficient, cost-effective construction, low maintenance, low embodied energy structures.

All Outsulation systems include adhesive, continuous insulation (CI), fiberglass mesh embedded in base coat, and finish, which are installed sequentially by a trained professional contractor. Some Outsulation systems protect underlying walls with air- and water-resistive barriers under the CI to maximize energy efficiency. Outsulation systems can be customized in many configurations to perform in any climate and on any type of structure.

Tremco Construction Products Group: A Complete Family of Products

- Nudura® Insulated Concrete Form (ICF) Systems
- Dryvit® and Tremco Flashing, and Air and Vapor Barrier Systems
- Willseal™ Pre-Compressed Foam Expansion Joints
- Tremco Traffic Coating Systems, Sealants, Adhesives and Transition Assemblies
- Dryvit Coatings, Stains, Textured Finishes and Continuous Insulation Systems





Part of Tremco Construction Products Group

Dryvit | 3735 Green Road | Beachwood, OH 44122 | 401.822.4100 | dryvit.com

Tremco Construction Products Group (CPG) brings together Tremco CPG Inc. and its Dryvit and Nudura brands; Willseal; Prebuck LLC; Tremco Barrier Solutions, Inc.; Weatherproofing Technologies, Inc. and its Pure Air Control Services and Canam Building Envelope Specialists offerings; and Weatherproofing Technologies Canada, Inc.

Dryvit®, AquaFlash®, Backstop®, Outsulation®, Fedderlite®, Metalite®, Outsulite®, Quartzputz® and TerraNeo® are registered trademarks of Dryvit Systems, Inc. Ameristone®, Custom Brick®, Ferros®, Limestone®, NewBrick®, Reflectit®, Sandpebble® and Tuscan Glaze® are trademarks of Dryvit Systems, Inc. ExoAir® is a registered trademark of Tremco Incorporated. Securock® is a registered trademark of USG Corporation and its affiliates. Use of the ® symbol indicates registration with the US Patent & Trademark Office and the Canadian Intellectual Property Office.



Construction Products Group

tremcocpg.com